

Motul Hungarian Round, 1-3 May 2026

Results Race 1

Laps 21 = 85,575 Km - Time of Race 34'48.413 - Avg. 147,514 km/h

1 / 2

| Pos | Grid | No. Rider | Nat | Team | Bike | Class | LL | Gap | Rel. | Fastest Lap | Speed | Qualifying | Speed |
|---------------------------------|------|--------------------------|-----|----------------------------------|----------------------|-------|----|-----------------|--------|-------------|-------|------------|-------|
| 1 | 1 | 11 N. BULEGA | ITA | Aruba.it Racing - Ducati | Ducati Panigale V4R | | 21 | | | 1'38.783 | 275,5 | 1'38.094 | 281,3 |
| 2 | 8 | 7 I. LECUONA | ESP | Aruba.it Racing - Ducati | Ducati Panigale V4R | | 21 | 2.538 | 2.538 | 1'38.937 | 282,0 | 1'38.878 | 282,7 |
| 3 | 4 | 88 M. OLIVEIRA | POR | ROKIT BMW Motorrad WorldSBK Team | BMW M 1000 RR | | 21 | 12.584 | 10.046 | 1'39.526 | 279,8 | 1'38.867 | 285,0 |
| 4 | 3 | 5 Y. MONTELLA | ITA | Barni Spark Racing Team | Ducati Panigale V4R | IND | 21 | 14.077 | 1.493 | 1'39.653 | 276,9 | 1'38.719 | 281,3 |
| 5 | 9 | 19 A. BAUTISTA | ESP | Barni Spark Racing Team | Ducati Panigale V4R | IND | 21 | 15.032 | 0.955 | 1'39.361 | 283,5 | 1'39.202 | 283,5 |
| 6 | 10 | 22 A. LOWES | GBR | bimota by Kawasaki Racing Team | bimota KB998 Rimini | | 21 | 15.781 | 0.749 | 1'39.624 | 277,6 | 1'39.352 | 277,6 |
| 7 | 5 | 55 A. LOCATELLI | ITA | Pata Maxus Yamaha | Yamaha YZF R1 | | 21 | 21.559 | 5.778 | 1'40.058 | 276,9 | 1'38.916 | 279,8 |
| 8 | 7 | 67 A. SURRA | ITA | Motocorsa Racing | Ducati Panigale V4R | IND | 21 | 23.775 | 2.216 | 1'39.843 | 275,5 | 1'39.051 | 280,5 |
| 9 | 6 | 14 S. LOWES | GBR | ELF Marc VDS Racing Team | Ducati Panigale V4R | IND | 21 | 25.308 | 1.533 | 1'39.482 | 282,0 | 1'38.938 | 281,3 |
| 10 | 16 | 97 X. VIERGE | ESP | Pata Maxus Yamaha | Yamaha YZF R1 | | 21 | 28.578 | 3.270 | 1'40.229 | 275,5 | 1'40.204 | 281,3 |
| 11 | 13 | 9 D. PETRUCCI | ITA | ROKIT BMW Motorrad WorldSBK Team | BMW M 1000 RR | | 21 | 28.643 | 0.065 | 1'40.218 | 276,9 | 1'39.533 | 276,2 |
| 12 | 11 | 95 T. MACKENZIE | GBR | MGM Optical Express Racing | Ducati Panigale V4R | IND | 21 | 29.057 | 0.414 | 1'40.131 | 276,9 | 1'39.417 | 279,8 |
| 13 | 12 | 31 G. GERLOFF | USA | Kawasaki WorldSBK Team | Kawasaki ZX-10RR | | 21 | 29.063 | 0.006 | 1'40.176 | 282,0 | 1'39.419 | 279,8 |
| 14 | 15 | 46 T. BRIDEWELL | GBR | Superbike Advocates | Ducati Panigale V4R | IND | 21 | 29.873 | 0.810 | 1'40.274 | 278,4 | 1'39.908 | 281,3 |
| 15 | 19 | 62 S. MANZI | ITA | GYTR GRT Yamaha WorldSBK Team | Yamaha YZF R1 | | 21 | 31.917 | 2.044 | 1'40.193 | 274,8 | 1'40.390 | 276,9 |
| 16 | 17 | 87 R. GARDNER | AUS | GYTR GRT Yamaha WorldSBK Team | Yamaha YZF R1 | | 21 | 34.722 | 2.805 | 1'40.340 | 275,5 | 1'39.602 | 274,8 |
| 17 | 14 | 47 A. BASSANI | ITA | bimota by Kawasaki Racing Team | bimota KB998 Rimini | | 21 | 37.186 | 2.464 | 1'39.847 | 279,8 | 1'39.606 | 277,6 |
| 18 | 20 | 54 B. SOFUOGLU | TUR | Motocracing WorldSBK Team | Yamaha YZF R1 | IND | 21 | 52.606 | 15.420 | 1'41.156 | 270,0 | 1'40.731 | 274,8 |
| 19 | 21 | 35 S. CHANTRA | THA | Honda HRC | Honda CBR1000RR-R SP | | 21 | 55.393 | 2.787 | 1'41.345 | 274,8 | 1'41.055 | 279,1 |
| 20 | 18 | 13 M. RATO | ITA | Motocracing WorldSBK Team | Yamaha YZF R1 | IND | 21 | 1'01.515 | 6.122 | 1'41.466 | 268,0 | 1'40.340 | 275,5 |
| 21 | 22 | 92 Y. KUNII | JPN | Honda HRC | Honda CBR1000RR-R SP | | 21 | 1'07.187 | 5.672 | 1'41.236 | 272,0 | 1'41.196 | 277,6 |
| -----Not Classified----- | | | | | | | | | | | | | |
| RET | 2 | 34 L. BALDASSARRI | ITA | Team Gooleven | Ducati Panigale V4R | IND | 1 | 20 Laps | | | 278,4 | 1'38.702 | 279,8 |

| | | | | |
|-------|------------|-----|-------|------|
| AIR | Humidity: | 35% | Temp: | 23°C |
| TRACK | Condition: | Dry | Temp: | 40°C |

| | | | | | |
|------------------|----------------|-------|---------------|----------|--------------|
| Records | Pole [SP] | 2026 | N.Bulega | 1'38.094 | 149,550 Km/h |
| | Race [RC2] | 2025 | T.Razgattiglu | 1'39.384 | 147,609 Km/h |
| | All Times [SP] | 2026 | N.Bulega | 1'38.094 | 149,550 Km/h |
| Race Fastest Lap | [New Record] | Lap 2 | N.Bulega | 1'38.783 | 148,507 Km/h |

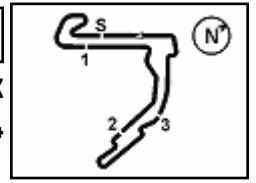
| LAP LEADERS | | | | |
|---------------------|------|----|------|-------|
| No. Rider | From | To | Laps | Total |
| 11 N. BULEGA | 1 | 21 | 21 | 21 |

| TOTAL LEADER LAPS | |
|----------------------|------|
| No. Rider | Laps |
| 11 N. BULEGA | 167 |
| 7 I. LECUONA | 5 |
| 5 Y. MONTELLA | 3 |
| 14 S. LOWES | 2 |

02/05/2026 Start End The results are provisional until the end of the time limit for protests and appeals Clerk Of The Course: **Kocsik Tamas**
 15:30 16:08 and the completion of the technical checks. Publication Time: **16:21**

These data/results cannot be reproduced, stored and/or transmitted in whole or in part by any manner of electronic, mechanical, photocopying, recording, broadcasting or otherwise now known or herein after developed without the previous express consent by the copyright owner, except for reproduction in daily press and regular printed publications on sale to the public within 60 days of the event related to those data/results and always provided that copyright symbol appears together as follows below.

© DORNA WSBK ORGANIZATION Srl 2026



Motul Hungarian Round, 1-3 May 2026

Results Race 1

Race Highlights

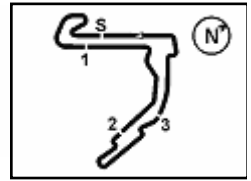
| Time | No. Rider | Description |
|----------|--------------------------|--|
| 15.10.00 | | Sighting Lap Started |
| 15.27.51 | | Warm Up Lap Started |
| 15.30.11 | | Start of Session |
| 15.31.50 | 13 M. RATO | #13 On the Gravel - Rejoined - Turn 11 |
| 15.31.50 | 92 Y. KUNII | #92 On the Gravel - Rejoined - Turn 11 |
| 15.32.10 | 31 G. GERLOFF | #31 Lap Time Cancelled [1'46.070] - Exceeded Track Limits - Turn |
| 15.32.20 | 31 G. GERLOFF | #31 Course Cutting at Turn 9 Under Investigation |
| 15.32.51 | 31 G. GERLOFF | #31 Course Cutting at Turn 9 - No Further Action |
| 15.32.55 | | Yellow Flag Out - Turn 9 |
| 15.32.57 | | Yellow Flag Out - Turn 7-8 |
| 15.33.05 | 34 L. BALDASSARRI | #34 Crashed - Turn 8 |
| 15.33.14 | | Yellow Flag Out - Turn 9 |
| 15.33.15 | | Yellow Flag Out - Turn 7-8 |
| 15.33.37 | 34 L. BALDASSARRI | #34 Not Actively Competing |
| 15.34.01 | 14 S. LOWES | #14 2X Long Lap Penalty - Jump Start |
| 15.34.10 | | Yellow Flag In - Turn 7-8 |
| 15.34.10 | | Riders Under Yellow Flag at Turn 7-8: #13 #92 |
| 15.34.10 | | Yellow Flag In - Turn 9 |
| 15.34.10 | | Riders Under Yellow Flag at Turn 9: #19 #14 #97 #9 #95 #46 #47 #31 #87 #62 #54 #35 #13 #92 |
| 15.34.49 | 34 L. BALDASSARRI | #34 Medical Centre |
| 15.35.02 | 14 S. LOWES | #14 1 of 2X Long Lap Penalty Completed |
| 15.36.43 | 14 S. LOWES | #14 2 of 2X Long Lap Penalty Completed |
| 15.53.39 | | 2/3 of Race Distance Completed |
| 16.04.59 | 47 A. BASSANI | #47 On the Gravel - Rejoined - Turn 8 |
| 16.05.45 | | Podium Confirmed |
| 16.05.47 | 87 R. GARDNER | #87 Lap Time Cancelled [1'42.353] - Exceeded Track Limits - Turn |
| 16.11.44 | | End of Session |

02/05/2026 15:30 16:08 The results are provisional until the end of the time limit for protests and appeals and the completion of the technical checks.

Clerk Of The Course: **Kocsik Tamas**
Publication Time: **16:21**

These data/results cannot be reproduced, stored and/or transmitted in whole or in part by any manner of electronic, mechanical, photocopying, recording, broadcasting or otherwise now known or herein after developed without the previous express consent by the copyright owner, except for reproduction in daily press and regular printed publications on sale to the public within 60 days of the event related to those data/results and always provided that copyright symbol appears together as follows below.

© DORNA WSBK ORGANIZATION Srl 2026



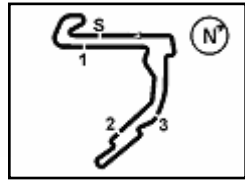
Motul Hungarian Round, 1-3 May 2026 Riders Standings

| | Points | Points From First | Points From Previous | February 22 PHILLIP ISLAND | March 29 PORTIMAO | April 19 ASSEN | May 3 BALATON | May 17 MOST | May 31 ARAGON | June 14 MISANO | July 12 DONINGTON | September 6 MAGNY-COURS | September 27 CREMONA | October 11 ESTORIL | October 18 JEREZ | | | |
|---------------------------------------|--------|-------------------|----------------------|-------------------------------|----------------------|-------------------|------------------|----------------|------------------|-------------------|----------------------|----------------------------|-------------------------|-----------------------|---------------------|--|--|--|
| 1 BULEGA Nicolo (ITA) | 211 | | | 25 25 12 12 | 25 25 12 12 | 25 25 12 12 | 25 | | | | | | | | | | | |
| 2 LECUONA Iker (ESP) | 137 | 74 | | 10 8 1 1 | 20 20 9 9 | 20 20 9 9 | 20 | | | | | | | | | | | |
| 3 LOWES Sam (GBR) | 89 | 122 | 48 | 11 5 5 | 11 11 5 5 | 16 16 7 7 | 7 | | | | | | | | | | | |
| 4 OLIVEIRA Miguel (POR) | 85 | 126 | 4 | 8 9 7 | 16 16 7 7 | 9 4 4 16 | 16 | | | | | | | | | | | |
| 5 LOWES Alex (GBR) | 79 | 132 | 6 | 9 7 6 | 13 13 6 6 | 11 5 5 10 | 10 | | | | | | | | | | | |
| 6 BAUTISTA Alvaro (ESP) | 70 | 141 | 9 | 16 3 3 | 7 1 1 | 13 13 6 6 | 11 | | | | | | | | | | | |
| 7 BASSANI Axel (ITA) | 67 | 144 | 3 | 13 20 9 9 | 8 8 2 2 | 4 3 3 | | | | | | | | | | | | |
| 8 MONTELLA Yari (ITA) | 61 | 150 | 6 | 20 6 6 | 5 4 4 | 5 11 2 13 | 13 | | | | | | | | | | | |
| 9 BALDASSARRI Lorenzo (ITA) | 58 | 153 | 3 | 16 7 2 | 5 10 10 | 8 10 10 | | | | | | | | | | | | |
| 10 LOCATELLI Andrea (ITA) | 53 | 158 | 5 | 3 11 11 | 4 7 7 | 10 8 1 9 | 9 | | | | | | | | | | | |
| 11 PETRUCCI Danilo (ITA) | 46 | 165 | 7 | 6 10 10 | 6 9 9 | 7 3 3 | 5 | | | | | | | | | | | |
| 12 VIERGE Xavi (ESP) | 40 | 171 | 6 | | 10 2 3 2 | 6 9 4 6 | 6 | | | | | | | | | | | |
| 13 MACKENZIE Tarran (GBR) | 36 | 175 | 4 | 4 13 13 | 2 2 2 | 7 6 6 4 | 4 | | | | | | | | | | | |
| 14 GERLOFF Garrett (USA) | 27 | 184 | 9 | 5 6 4 | 9 9 9 | | 3 | | | | | | | | | | | |
| 15 SURRA Alberto (ITA) | 21 | 190 | 6 | 7 4 4 | 1 1 1 | 1 8 8 | | | | | | | | | | | | |
| 16 GARDNER Remy (AUS) | 16 | 195 | 5 | 3 3 3 | 6 6 6 | 2 2 2 | | | | | | | | | | | | |
| 17 MANZI Stefano (ITA) | 9 | 202 | 7 | 2 2 2 | 5 5 5 | 1 1 1 | 1 | | | | | | | | | | | |
| 18 BRIDEWELL Thomas (GBR) | 8 | 203 | 1 | | 3 3 3 | 3 2 2 | | | | | | | | | | | | |
| 19 NAGASHIMA Tetsuta (JPN) | 7 | 204 | 1 | 2 5 5 | | | | | | | | | | | | | | |
| 20 REA Jonathan (GBR) | 4 | 207 | 3 | | 4 4 4 | | | | | | | | | | | | | |
| 21 CHANTRA Somkiat (THA) | 1 | 210 | 3 | | 1 1 1 | | | | | | | | | | | | | |
| 22 SOFUOGLU Bahattin (TUR) | 1 | 210 | 0 | 1 1 1 | | | | | | | | | | | | | | |
| 23 VICKERS Ryan (GBR) | 1 | 210 | 0 | 1 1 1 | | | | | | | | | | | | | | |

02/05/2026 First Line: Race 1 & 2 - Second Line: Tissot Superpole Race

These data/results cannot be reproduced, stored and/or transmitted in whole or in part by any manner of electronic, mechanical, photocopying, recording, broadcasting or otherwise now known or herein after developed without the previous express consent by the copyright owner, except for reproduction in daily press and regular printed publications on sale to the public within 60 days of the event related to those data/results and always provided that copyright symbol appears together as follows below.

© DORNA WSBK ORGANIZATION Srl 2026



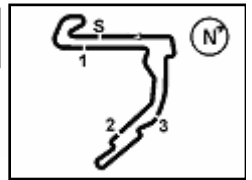
Motul Hungarian Round, 1-3 May 2026
Riders Standings

| Points | Points From First | Points From Previous | Independent Riders | | | | | | | | | | | | | | | |
|--------|-------------------------------------|----------------------|-------------------------------|----------------------|-------------------|------------------|----------------|------------------|-------------------|----------------------|----------------------------|-------------------------|-----------------------|---------------------|--|--|--|--|
| | | | February 22 PHILLIP ISLAND | March 29 PORTIMAO | April 19 ASSEN | May 3 BALATON | May 17 MOST | May 31 ARAGON | June 14 MISANO | July 12 DONINGTON | September 6 MAGNY-COURS | September 27 CREMONA | October 11 ESTORIL | October 18 JEREZ | | | | |
| 1 | LOWES Sam (GBR) | 89 | 11 5 | 11 5 | 11 5 | 16 7 | 16 7 | 7 | | | | | | | | | | |
| 2 | BAUTISTA Alvaro (ESP) | 70 19 | 16 3 | 7 1 | 13 6 | 13 6 | 11 | | | | | | | | | | | |
| 3 | MONTELLA Yari (ITA) | 61 28 9 | 20 6 | 7 4 | 5 2 | 11 13 | | | | | | | | | | | | |
| 4 | BALDASSARRI Lorenzo (ITA) | 58 31 3 | 16 2 | 7 2 | 5 10 | 8 10 | | | | | | | | | | | | |
| 5 | MACKENZIE Tarran (GBR) | 36 53 22 | 4 13 | 2 | 7 6 | 4 | | | | | | | | | | | | |
| 6 | SURRA Alberto (ITA) | 21 68 15 | 7 4 | 1 | 1 | 8 | | | | | | | | | | | | |
| 7 | BRIDEWELL Thomas (GBR) | 8 81 13 | | 3 | 3 | 2 | | | | | | | | | | | | |
| 8 | SOFUOGLU Bahattin (TUR) | 1 88 7 | 1 | | | | | | | | | | | | | | | |

02/05/2026 First Line: Race 1 & 2 - Second Line: Tissot Superpole Race

These data/results cannot be reproduced, stored and/or transmitted in whole or in part by any manner of electronic, mechanical, photocopying, recording, broadcasting or otherwise now known or herein after developed without the previous express consent by the copyright owner, except for reproduction in daily press and regular printed publications on sale to the public within 60 days of the event related to those data/results and always provided that copyright symbol appears together as follows below.

© DORNA WSBK ORGANIZATION Srl 2026



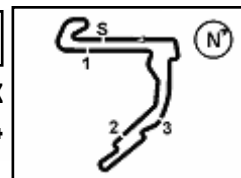
Motul Hungarian Round, 1-3 May 2026
Manufacturers Standings

| | Points | Points From First | Points From Previous | February 22 PHILLIP ISLAND | | March 29 PORTIMAO | | April 19 ASSEN | | May 3 BALATON | May 17 MOST | May 31 ARAGON | June 14 MISANO | July 12 DONINGTON | September 6 MAGNY-COURS | September 27 CREMONA | October 11 ESTORIL | October 18 JEREZ | | | |
|-------------------|------------|-------------------|----------------------|--------------------------------------|----|-----------------------------|----|--------------------------|----|-------------------------|-----------------------|-------------------------|--------------------------|-----------------------------|-----------------------------------|--------------------------------|------------------------------|----------------------------|--|--|--|
| | | | | 25 | 25 | 25 | 25 | 25 | 25 | | | | | | | | | | | | |
| 1 DUCATI | 211 | | | 12 | 12 | 12 | 12 | 12 | 12 | 25 | | | | | | | | | | | |
| 2 BIMOTA | 105 | 106 | | 9 | 9 | 6 | 6 | 5 | 5 | 10 | | | | | | | | | | | |
| 3 BMW | 92 | 119 | 13 | 10 | 10 | 7 | 7 | 3 | 3 | 16 | | | | | | | | | | | |
| 4 YAMAHA | 66 | 145 | 26 | 11 | 11 | 3 | 3 | 9 | 9 | 9 | | | | | | | | | | | |
| 5 KAWASAKI | 27 | 184 | 39 | 6 | 6 | 4 | 4 | | | 3 | | | | | | | | | | | |
| 6 HONDA | 11 | 200 | 16 | 5 | 5 | | | | | | | | | | | | | | | | |

02/05/2026 First Line: Race 1 & 2 - Second Line: Tissot Superpole Race

These data/results cannot be reproduced, stored and/or transmitted in whole or in part by any manner of electronic, mechanical, photocopying, recording, broadcasting or otherwise now known or herein after developed without the previous express consent by the copyright owner, except for reproduction in daily press and regular printed publications on sale to the public within 60 days of the event related to those data/results and always provided that copyright symbol appears together as follows below.

© DORNA WSBK ORGANIZATION Srl 2026



Motul Hungarian Round, 1-3 May 2026

Teams Standings

| | February 22 PHILLIP ISLAND | March 29 PORTIMAO | April 19 ASSEN | May 3 BALATON | May 17 MOST | May 31 ARAGON | June 14 MISANO | July 12 DONINGTON | September 6 MAGNY-COURS | September 27 CREMONA | October 11 ESTORIL | October 18 JEREZ | | | | | | | |
|---|-------------------------------|----------------------|-------------------|------------------|----------------|------------------|-------------------|----------------------|----------------------------|-------------------------|-----------------------|---------------------|--|--|--|--|--|--|--|
| 1 Aruba.it Racing - Ducati | 348 | | | | | | | | | | | | | | | | | | |
| BULEGA Nicolo | 211 | 25 12 | 25 12 | 25 12 | 25 12 | 25 | | | | | | | | | | | | | |
| LECUONA Iker | 137 | 10 1 | 8 9 | 20 9 | 20 9 | 20 | | | | | | | | | | | | | |
| 2 bimota by Kawasaki Racing Team | 146 [-202] | | | | | | | | | | | | | | | | | | |
| LOWES Alex | 79 | 9 7 | 13 6 | 13 6 | 11 5 | 5 10 | | | | | | | | | | | | | |
| BASSANI Axel | 67 | 13 9 | 20 2 | 8 2 | 8 3 | 4 3 | | | | | | | | | | | | | |
| 3 ROKIT BMW Motorrad WorldSBK Team | 131 [-217] | | | | | | | | | | | | | | | | | | |
| OLIVEIRA Miguel | 85 | 8 9 | 16 7 | 16 7 | 9 4 | 4 16 | | | | | | | | | | | | | |
| PETRUCCI Danilo | 46 | 6 10 | 6 9 | 6 9 | 7 3 | 5 | | | | | | | | | | | | | |
| 4 Barni Spark Racing Team | 131 [-217] | | | | | | | | | | | | | | | | | | |
| BAUTISTA Alvaro | 70 | 3 16 | 7 1 | 13 6 | 13 6 | 11 | | | | | | | | | | | | | |
| MONTELLA Yari | 61 | 20 6 | 6 4 | 5 2 | 11 2 | 13 | | | | | | | | | | | | | |
| 5 Pata Maxus Yamaha | 93 [-255] | | | | | | | | | | | | | | | | | | |
| LOCATELLI Andrea | 53 | 3 11 | 4 7 | 10 1 | 8 9 | 9 | | | | | | | | | | | | | |
| VIERGE Xavi | 40 | 10 3 | 2 4 | 6 4 | 9 4 | 6 | | | | | | | | | | | | | |
| 6 ELF Marc VDS Racing Team | 89 [-259] | | | | | | | | | | | | | | | | | | |
| LOWES Sam | 89 | 11 5 | 11 5 | 11 5 | 16 7 | 16 7 | 7 | | | | | | | | | | | | |
| 7 Team Gooleven | 58 [-290] | | | | | | | | | | | | | | | | | | |
| BALDASSARRI Lorenzo | 58 | 16 2 | 7 10 | 5 10 | 8 10 | | | | | | | | | | | | | | |
| 8 MGM Optical Express Racing | 36 [-312] | | | | | | | | | | | | | | | | | | |
| MACKENZIE Tarran | 36 | 4 13 | 2 | 7 6 | 4 | | | | | | | | | | | | | | |
| 9 Kawasaki WorldSBK Team | 27 [-321] | | | | | | | | | | | | | | | | | | |
| GERLOFF Garrett | 27 | 5 4 | 6 9 | | 3 | | | | | | | | | | | | | | |
| 10 GYTR GRT Yamaha WorldSBK Team | 25 [-323] | | | | | | | | | | | | | | | | | | |
| GARDNER Remy | 16 | 3 | 3 6 | 2 2 | | | | | | | | | | | | | | | |
| MANZI Stefano | 9 | 2 | 5 | 1 1 | | | | | | | | | | | | | | | |
| 11 Motocorsa Racing | 21 [-327] | | | | | | | | | | | | | | | | | | |
| SURRA Alberto | 21 | 7 4 | 1 | 1 | 8 | | | | | | | | | | | | | | |
| 12 Honda HRC | 13 [-335] | | | | | | | | | | | | | | | | | | |
| NAGASHIMA Tetsuta | 7 | 2 5 | | | | | | | | | | | | | | | | | |
| REA Jonathan | 4 | | 4 | | | | | | | | | | | | | | | | |
| VICKERS Ryan | 1 | 1 | | | | | | | | | | | | | | | | | |
| CHANTRA Somkiat | 1 | | 1 | | | | | | | | | | | | | | | | |

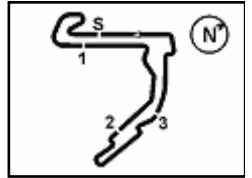
02/05/2026

These data/results cannot be reproduced, stored and/or transmitted in whole or in part by any manner of electronic, mechanical, photocopying, recording, broadcasting or otherwise now known or herein after developed without the previous express consent by the copyright owner, except for reproduction in daily press and regular printed publications on sale to the public within 60 days of the event related to those data/results and always provided that copyright symbol appears together as follows below.

© DORNA WSBK ORGANIZATION Srl 2026

FICR PERUGIA TIMING





Motul Hungarian Round, 1-3 May 2026

Teams Standings

| | February 22 PHILLIP ISLAND | March 29 PORTIMAO | April 19 ASSEN | May 3 BALATON | May 17 MOST | May 31 ARAGON | June 14 MISANO | July 12 DONINGTON | September 6 MAGNY-COURS | September 27 CREMONA | October 11 ESTORIL | October 18 JEREZ | | |
|-------------------------------------|--------------------------------------|-----------------------------|--------------------------|-------------------------|-----------------------|-------------------------|--------------------------|-----------------------------|-----------------------------------|--------------------------------|------------------------------|----------------------------|--|--|
| 13 Superbike Advocates | 8 [-340] | | | | | | | | | | | | | |
| BRIDEWELL Thomas | 8 | 3 | 3 | 2 | | | | | | | | | | |
| 14 Motoxracing WorldSBK Team | 1 [-347] | | | | | | | | | | | | | |
| SOFUOGLU Bahattin | 1 | 1 | | | | | | | | | | | | |

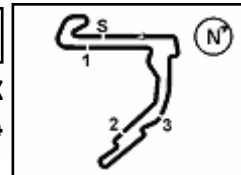
02/05/2026

These data/results cannot be reproduced, stored and/or transmitted in whole or in part by any manner of electronic, mechanical, photocopying, recording, broadcasting or otherwise now known or herein after developed without the previous express consent by the copyright owner, except for reproduction in daily press and regular printed publications on sale to the public within 60 days of the event related to those data/results and always provided that copyright symbol appears together as follows below.

© DORNA WSBK ORGANIZATION Srl 2026

FICR PERUGIA TIMING





Motul Hungarian Round, 1-3 May 2026

Teams Standings

| | February 22 PHILLIP ISLAND | March 29 PORTIMAO | April 19 ASSEN | May 3 BALATON | May 17 MOST | May 31 ARAGON | June 14 MISANO | July 12 DONINGTON | September 6 MAGNY-COURS | September 27 CREMONA | October 11 ESTORIL | October 18 JEREZ | | | |
|---|-------------------------------|----------------------|-------------------|------------------|----------------|------------------|-------------------|----------------------|----------------------------|-------------------------|-----------------------|---------------------|--|--|--|
| Referent Teams | | | | | | | | | | | | | | | |
| 1 Aruba.it Racing - Ducati | 348 | | | | | | | | | | | | | | |
| BULEGA Nicolo | 211 | 25 12 | 25 12 | 25 12 | 25 12 | 25 | | | | | | | | | |
| LECUONA Iker | 137 | 10 8 1 | 20 20 9 | 20 20 9 | 20 | | | | | | | | | | |
| 2 bimota by Kawasaki Racing Team | 146 [-202] | | | | | | | | | | | | | | |
| LOWES Alex | 79 | 9 7 | 13 6 | 13 6 | 11 5 | 5 10 | | | | | | | | | |
| BASSANI Axel | 67 | 13 9 | 20 2 | 8 2 | 8 2 | 4 3 | | | | | | | | | |
| 3 ROKiT BMW Motorrad WorldSBK Team | 131 [-217] | | | | | | | | | | | | | | |
| OLIVEIRA Miguel | 85 | 8 9 | 16 7 | 16 7 | 9 4 | 4 16 | | | | | | | | | |
| PETRUCCI Danilo | 46 | 6 10 | 6 9 | 6 9 | 7 3 | 5 | | | | | | | | | |
| 4 Pata Maxus Yamaha | 93 [-255] | | | | | | | | | | | | | | |
| LOCATELLI Andrea | 53 | 3 11 | 4 7 | 4 7 | 10 1 | 8 9 | | | | | | | | | |
| VIERGE Xavi | 40 | | 10 3 | 2 3 | 6 4 | 9 6 | | | | | | | | | |
| 5 Kawasaki WorldSBK Team | 27 [-321] | | | | | | | | | | | | | | |
| GERLOFF Garrett | 27 | 5 4 | 6 9 | 6 9 | | 3 | | | | | | | | | |
| 6 GYTR GRT Yamaha WorldSBK Team | 25 [-323] | | | | | | | | | | | | | | |
| GARDNER Remy | 16 | | 3 3 | 6 6 | 2 2 | | | | | | | | | | |
| MANZI Stefano | 9 | | 2 5 | 5 | 1 1 | | | | | | | | | | |
| 7 Honda HRC | 13 [-335] | | | | | | | | | | | | | | |
| NAGASHIMA Tetsuta | 7 | 2 5 | | | | | | | | | | | | | |
| REA Jonathan | 4 | | | 4 | | | | | | | | | | | |
| VICKERS Ryan | 1 | 1 | | | | | | | | | | | | | |
| CHANTRA Somkiat | 1 | | | 1 | | | | | | | | | | | |

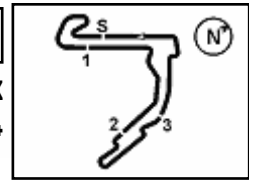
02/05/2026

These data/results cannot be reproduced, stored and/or transmitted in whole or in part by any manner of electronic, mechanical, photocopying, recording, broadcasting or otherwise now known or herein after developed without the previous express consent by the copyright owner, except for reproduction in daily press and regular printed publications on sale to the public within 60 days of the event related to those data/results and always provided that copyright symbol appears together as follows below.

© DORNA WSBK ORGANIZATION Srl 2026

FICR PERUGIA TIMING





Motul Hungarian Round, 1-3 May 2026

Teams Standings

| | February 22 PHILIP ISLAND | March 29 PORTIMAO | April 19 ASSEN | May 3 BALATON | May 17 MOST | May 31 ARAGON | June 14 MISANO | July 12 DONINGTON | September 6 MAGNY-COURS | September 27 CREMONA | October 11 ESTORIL | October 18 JEREZ | | |
|--|------------------------------|----------------------|-------------------|------------------|----------------|------------------|-------------------|----------------------|----------------------------|-------------------------|-----------------------|---------------------|--|--|
|--|------------------------------|----------------------|-------------------|------------------|----------------|------------------|-------------------|----------------------|----------------------------|-------------------------|-----------------------|---------------------|--|--|

Independent Teams

| 1 Barni Spark Racing Team | | 131 | | | | | | | | | | | | |
|------------------------------|----|-----------|---------|----------|----------|---|--|--|--|--|--|--|--|--|
| BAUTISTA Alvaro | 70 | 16 3 | 7 1 | 13 13 | 11 | | | | | | | | | |
| MONTELLA Yari | 61 | 20 6 | 4 | 5 2 | 11 13 | | | | | | | | | |
| 2 ELF Marc VDS Racing Team | | 89 [-42] | | | | | | | | | | | | |
| LOWES Sam | 89 | 11 5 | 11 5 | 16 7 | 16 7 | 7 | | | | | | | | |
| 3 Team Goeleven | | 58 [-73] | | | | | | | | | | | | |
| BALDASSARRI Lorenzo | 58 | 16 2 | 7 10 | 5 8 | 10 10 | | | | | | | | | |
| 4 MGM Optical Express Racing | | 36 [-95] | | | | | | | | | | | | |
| MACKENZIE Tarran | 36 | 4 13 | 2 | 7 6 | 4 | | | | | | | | | |
| 5 Motocorsa Racing | | 21 [-110] | | | | | | | | | | | | |
| SURRA Alberto | 21 | 7 4 | 1 | 1 | 8 | | | | | | | | | |
| 6 Motoxracing WorldSBK Team | | 1 [-130] | | | | | | | | | | | | |
| SOFUOGLU Bahattin | 1 | 1 | | | | | | | | | | | | |

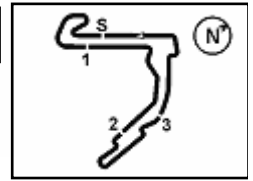
02/05/2026

These data/results cannot be reproduced, stored and/or transmitted in whole or in part by any manner of electronic, mechanical, photocopying, recording, broadcasting or otherwise now known or herein after developed without the previous express consent by the copyright owner, except for reproduction in daily press and regular printed publications on sale to the public within 60 days of the event related to those data/results and always provided that copyright symbol appears together as follows below.

© DORNA WSBK ORGANIZATION Srl 2026

FICR PERUGIA TIMING





Motul Hungarian Round, 1-3 May 2026
Pirelli Best Lap Award

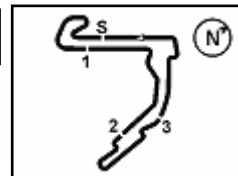
| | Points | Points From First | Points From Previous | February 22 PHILLIP ISLAND | March 29 PORTIMAO | April 19 ASSEN | May 3 BALATON | May 17 MOST | May 31 ARAGON | June 14 MISANO | July 12 DONINGTON | September 6 MAGNY-COURS | September 27 CREMONA | October 11 ESTORIL | October 18 JEREZ | | | |
|---------------------------------|----------|-------------------|----------------------|--------------------------------------|-----------------------------|--------------------------|-------------------------|-----------------------|-------------------------|--------------------------|-----------------------------|-----------------------------------|--------------------------------|------------------------------|----------------------------|--|--|--|
| 1 BULEGA Nicolo (ITA) | 6 | | | 1 1 | 1 | 1 1 | 1 | | | | | | | | | | | |
| 2 LECUONA Iker (ESP) | 1 | 5 | | | 1 | | | | | | | | | | | | | |

02/05/2026

First Line: Race 1 & 2

These data/results cannot be reproduced, stored and/or transmitted in whole or in part by any manner of electronic, mechanical, photocopying, recording, broadcasting or otherwise now known or herein after developed without the previous express consent by the copyright owner, except for reproduction in daily press and regular printed publications on sale to the public within 60 days of the event related to those data/results and always provided that copyright symbol appears together as follows below.

© DORNA WSBK ORGANIZATION Srl 2026



Motul Hungarian Round, 1-3 May 2026

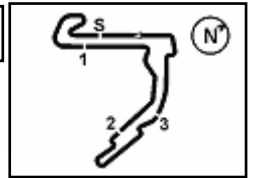
Best Finish Award Race 1

| Points | Points From First | Points From Previous | February 22 | | March 29 | | April 19 | | May 3 | | May 17 | | May 31 | | June 14 | | July 12 | | September 6 | | September 27 | | October 11 | | October 18 | |
|--------|--------------------|----------------------|----------------|----------------|-------------|-------------|-------------|-------------|---------|---------|--------|------|--------|--------|---------|--------|-----------|-----------|-------------|-------------|--------------|---------|------------|---------|------------|-------|
| | | | PHILLIP ISLAND | PHILLIP ISLAND | PORTIMAO | PORTIMAO | ASSEN | ASSEN | BALATON | BALATON | MOST | MOST | ARAGON | ARAGON | MISANO | MISANO | DONINGTON | DONINGTON | MAGNY-COURS | MAGNY-COURS | CREMONA | CREMONA | ESTORIL | ESTORIL | JEREZ | JEREZ |
| 1 | OLIVEIRA | 36 | <u>13</u> 8 | <u>14</u> 7 | 1 3 | 6 7 | 1 12 | 1 3 | | | | | | | | | | | | | | | | | | |
| | Miguel (PDR) | | | | | | | | | | | | | | | | | | | | | | | | | |
| 2 | LOCATELLI | 22 14 | 2 13 | 10 5 | 2 12 | 5 9 | 2 6 | 1 8 | | | | | | | | | | | | | | | | | | |
| | Andrea (ITA) | | | | | | | | | | | | | | | | | | | | | | | | | |
| 3 | MANZI | 20 16 2 | 4 14 | 6 11 | 1 19 | 5 15 | 5 15 | 4 15 | | | | | | | | | | | | | | | | | | |
| | Stefano (ITA) | | | | | | | | | | | | | | | | | | | | | | | | | |
| 4 | MACKENZIE | 19 17 1 | 9 4 | 1 14 | 5 9 | 4 10 | | | | | | | | | | | | | | | | | | | | |
| | Tarran (GBR) | | | | | | | | | | | | | | | | | | | | | | | | | |
| 5 | LECUONA | 15 21 4 | 7 6 | 1 8 | 1 2 | 6 2 | | | | | | | | | | | | | | | | | | | | |
| | Iker (ESP) | | | | | | | | | | | | | | | | | | | | | | | | | |
| 6 | BALDASSARRI | 13 23 2 | 4 3 | 4 6 | 1 8 | 4 6 | | | | | | | | | | | | | | | | | | | | |
| | Lorenzo (ITA) | | | | | | | | | | | | | | | | | | | | | | | | | |
| 7 | BAUTISTA | 13 23 0 | 4 3 | 2 9 | 3 4 | 4 5 | | | | | | | | | | | | | | | | | | | | |
| | Alvaro (ESP) | | | | | | | | | | | | | | | | | | | | | | | | | |
| 8 | BASSANI | 12 24 1 | 1 4 | 2 8 | 5 12 | 4 13 | | | | | | | | | | | | | | | | | | | | |
| | Axel (ITA) | | | | | | | | | | | | | | | | | | | | | | | | | |
| 9 | PETRUCCI | 10 26 2 | 4 6 | 4 7 | | | | | | | | | | | | | | | | | | | | | | |
| | Daniilo (ITA) | | | | | | | | | | | | | | | | | | | | | | | | | |
| 10 | SOFUOGLU | 10 26 0 | 3 16 | 4 15 | 1 20 | | | | | | | | | | | | | | | | | | | | | |
| | Bahattin (TUR) | | | | | | | | | | | | | | | | | | | | | | | | | |
| 11 | NAGASHIMA | 9 27 1 | 3 14 | 6 11 | | | | | | | | | | | | | | | | | | | | | | |
| | Tetsuta (JPN) | | | | | | | | | | | | | | | | | | | | | | | | | |
| 12 | BRIDEWELL | 8 28 1 | | <u>7</u> 13 | | | | | | | | | | | | | | | | | | | | | | |
| | Thomas (GBR) | | | | | | | | | | | | | | | | | | | | | | | | | |
| 13 | LOWES | 8 28 0 | | 3 4 | 1 5 | 4 6 | | | | | | | | | | | | | | | | | | | | |
| | Alex (GBR) | | | | | | | | | | | | | | | | | | | | | | | | | |
| 14 | REA | 7 29 1 | | 6 12 | 1 17 | | | | | | | | | | | | | | | | | | | | | |
| | Jonathan (GBR) | | | | | | | | | | | | | | | | | | | | | | | | | |
| 15 | CHANTRA | 7 29 0 | | 1 18 | 4 15 | | | | | | | | | | | | | | | | | | | | | |
| | Somkiat (THA) | | | | | | | | | | | | | | | | | | | | | | | | | |
| 16 | VIERGE | 6 30 1 | | | | | | | | | | | | | | | | | | | | | | | | |
| | Xavi (ESP) | | | | | | | | | | | | | | | | | | | | | | | | | |
| 17 | GERLOFF | 6 30 0 | | 6 7 | | | | | | | | | | | | | | | | | | | | | | |
| | Garrett (USA) | | | | | | | | | | | | | | | | | | | | | | | | | |
| 18 | MONTELLA | 4 32 2 | | | 1 11 | 3 5 | | | | | | | | | | | | | | | | | | | | |
| | Yari (ITA) | | | | | | | | | | | | | | | | | | | | | | | | | |
| 19 | RATO | 4 32 0 | 3 17 | 1 21 | | | | | | | | | | | | | | | | | | | | | | |
| | Mattia (ITA) | | | | | | | | | | | | | | | | | | | | | | | | | |
| 20 | GARDNER | 4 32 0 | 1 13 | 2 10 | | | | | | | | | | | | | | | | | | | | | | |
| | Remy (AUS) | | | | | | | | | | | | | | | | | | | | | | | | | |
| 21 | SURRA | 2 34 2 | 1 9 | 1 15 | | | | | | | | | | | | | | | | | | | | | | |
| | Alberto (ITA) | | | | | | | | | | | | | | | | | | | | | | | | | |
| 22 | KUNII | 1 35 1 | | | | | | | | | | | | | | | | | | | | | | | | |
| | Yuki (JPN) | | | | | | | | | | | | | | | | | | | | | | | | | |
| 23 | SMITS | 1 35 0 | | | | | | | | | | | | | | | | | | | | | | | | |
| | Twan (NED) | | | | | | | | | | | | | | | | | | | | | | | | | |
| 24 | VICKERS | 1 35 0 | 1 15 | | | | | | | | | | | | | | | | | | | | | | | |
| | Ryan (GBR) | | | | | | | | | | | | | | | | | | | | | | | | | |

02/05/2026 First Line: Gained Positions - Second Line: Race Position - Underline: Best Finisher

These data/results cannot be reproduced, stored and/or transmitted in whole or in part by any manner of electronic, mechanical, photocopying, recording, broadcasting or otherwise now known or herein after developed without the previous express consent by the copyright owner, except for reproduction in daily press and regular printed publications on sale to the public within 60 days of the event related to those data/results and always provided that copyright symbol appears together as follows below.

© DORNA WSBK ORGANIZATION Srl 2026



Motul Hungarian Round, 1-3 May 2026

Best Sectors & Speed Race 1

| RESULTS | | | |
|---------|----|----------------|----------------------|
| 1 | 11 | N. BULEGA | Ducati Panigale V4R |
| 2 | 7 | I. LECUONA | Ducati Panigale V4R |
| 3 | 88 | M. OLIVEIRA | BMW M 1000 RR |
| 4 | 5 | Y. MONTELLA | Ducati Panigale V4R |
| 5 | 19 | A. BAUTISTA | Ducati Panigale V4R |
| 6 | 22 | A. LOWES | bimota KB998 Rimini |
| 7 | 55 | A. LOCATELLI | Yamaha YZF R1 |
| 8 | 67 | A. SURRA | Ducati Panigale V4R |
| 9 | 14 | S. LOWES | Ducati Panigale V4R |
| 10 | 97 | X. VIERGE | Yamaha YZF R1 |
| 11 | 9 | D. PETRUCCI | BMW M 1000 RR |
| 12 | 95 | T. MACKENZIE | Ducati Panigale V4R |
| 13 | 31 | G. GERLOFF | Kawasaki ZX-10RR |
| 14 | 46 | T. BRIDEWELL | Ducati Panigale V4R |
| 15 | 62 | S. MANZI | Yamaha YZF R1 |
| 16 | 87 | R. GARDNER | Yamaha YZF R1 |
| 17 | 47 | A. BASSANI | bimota KB998 Rimini |
| 18 | 54 | B. SOFUOGLU | Yamaha YZF R1 |
| 19 | 35 | S. CHANTRA | Honda CBR1000RR-R SP |
| 20 | 13 | M. RATO | Yamaha YZF R1 |
| 21 | 92 | Y. KUNII | Honda CBR1000RR-R SP |
| RET | 34 | L. BALDASSARRI | Ducati Panigale V4R |
| | | | Laps 21 |

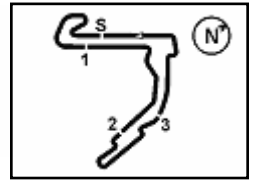
| SPEED | | | |
|-------|----|----------------|----------------------|
| 1 | 19 | A. BAUTISTA | Ducati Panigale V4R |
| 2 | 7 | I. LECUONA | Ducati Panigale V4R |
| 3 | 14 | S. LOWES | Ducati Panigale V4R |
| 4 | 31 | G. GERLOFF | Kawasaki ZX-10RR |
| 5 | 47 | A. BASSANI | bimota KB998 Rimini |
| 6 | 88 | M. OLIVEIRA | BMW M 1000 RR |
| 7 | 34 | L. BALDASSARRI | Ducati Panigale V4R |
| 8 | 46 | T. BRIDEWELL | Ducati Panigale V4R |
| 9 | 22 | A. LOWES | bimota KB998 Rimini |
| 10 | 95 | T. MACKENZIE | Ducati Panigale V4R |
| 11 | 55 | A. LOCATELLI | Yamaha YZF R1 |
| 12 | 9 | D. PETRUCCI | BMW M 1000 RR |
| 13 | 5 | Y. MONTELLA | Ducati Panigale V4R |
| 14 | 67 | A. SURRA | Ducati Panigale V4R |
| 15 | 97 | X. VIERGE | Yamaha YZF R1 |
| 16 | 11 | N. BULEGA | Ducati Panigale V4R |
| 17 | 87 | R. GARDNER | Yamaha YZF R1 |
| 18 | 62 | S. MANZI | Yamaha YZF R1 |
| 19 | 35 | S. CHANTRA | Honda CBR1000RR-R SP |
| 20 | 92 | Y. KUNII | Honda CBR1000RR-R SP |
| 21 | 54 | B. SOFUOGLU | Yamaha YZF R1 |
| 22 | 13 | M. RATO | Yamaha YZF R1 |

| SEG. 1 | | | SEG. 2 | | | SEG. 3 | | | SEG. 4 | | | | | | |
|--------|----|----------------|--------|----|----|----------------|--------|----|--------|----------------|--------|----|----|----------------|--------|
| 1 | 7 | I. LECUONA | 29.399 | 1 | 7 | I. LECUONA | 23.143 | 1 | 7 | I. LECUONA | 27.600 | 1 | 11 | N. BULEGA | 18.469 |
| 2 | 11 | N. BULEGA | 29.474 | 2 | 11 | N. BULEGA | 23.147 | 2 | 67 | A. SURRA | 27.611 | 2 | 7 | I. LECUONA | 18.600 |
| 3 | 88 | M. OLIVEIRA | 29.508 | 3 | 88 | M. OLIVEIRA | 23.186 | 3 | 11 | N. BULEGA | 27.666 | 3 | 14 | S. LOWES | 18.624 |
| 4 | 19 | A. BAUTISTA | 29.551 | 4 | 19 | A. BAUTISTA | 23.214 | 4 | 88 | M. OLIVEIRA | 27.743 | 4 | 5 | Y. MONTELLA | 18.644 |
| 5 | 5 | Y. MONTELLA | 29.558 | 5 | 5 | Y. MONTELLA | 23.215 | 5 | 14 | S. LOWES | 27.807 | 5 | 19 | A. BAUTISTA | 18.671 |
| 6 | 22 | A. LOWES | 29.582 | 6 | 47 | A. BASSANI | 23.232 | 6 | 22 | A. LOWES | 27.822 | 6 | 88 | M. OLIVEIRA | 18.688 |
| 7 | 14 | S. LOWES | 29.594 | 7 | 87 | R. GARDNER | 23.279 | 7 | 19 | A. BAUTISTA | 27.878 | 7 | 67 | A. SURRA | 18.698 |
| 8 | 34 | L. BALDASSARRI | 29.696 | 8 | 55 | A. LOCATELLI | 23.288 | 8 | 31 | G. GERLOFF | 27.907 | 8 | 22 | A. LOWES | 18.717 |
| 9 | 9 | D. PETRUCCI | 29.697 | 9 | 97 | X. VIERGE | 23.331 | 9 | 46 | T. BRIDEWELL | 27.909 | 9 | 47 | A. BASSANI | 18.741 |
| 10 | 67 | A. SURRA | 29.717 | 10 | 22 | A. LOWES | 23.331 | 10 | 95 | T. MACKENZIE | 27.934 | 10 | 95 | T. MACKENZIE | 18.749 |
| 11 | 95 | T. MACKENZIE | 29.724 | 11 | 9 | D. PETRUCCI | 23.380 | 11 | 47 | A. BASSANI | 27.963 | 11 | 31 | G. GERLOFF | 18.781 |
| 12 | 31 | G. GERLOFF | 29.728 | 12 | 14 | S. LOWES | 23.388 | 12 | 5 | Y. MONTELLA | 27.976 | 12 | 34 | L. BALDASSARRI | 18.782 |
| 13 | 47 | A. BASSANI | 29.768 | 13 | 31 | G. GERLOFF | 23.419 | 13 | 62 | S. MANZI | 27.980 | 13 | 55 | A. LOCATELLI | 18.790 |
| 14 | 55 | A. LOCATELLI | 29.769 | 14 | 67 | A. SURRA | 23.420 | 14 | 55 | A. LOCATELLI | 28.000 | 14 | 46 | T. BRIDEWELL | 18.853 |
| 15 | 97 | X. VIERGE | 29.781 | 15 | 62 | S. MANZI | 23.436 | 15 | 87 | R. GARDNER | 28.022 | 15 | 97 | X. VIERGE | 18.857 |
| 16 | 46 | T. BRIDEWELL | 29.787 | 16 | 46 | T. BRIDEWELL | 23.443 | 16 | 97 | X. VIERGE | 28.030 | 16 | 62 | S. MANZI | 18.860 |
| 17 | 62 | S. MANZI | 29.790 | 17 | 95 | T. MACKENZIE | 23.461 | 17 | 9 | D. PETRUCCI | 28.072 | 17 | 9 | D. PETRUCCI | 18.869 |
| 18 | 87 | R. GARDNER | 29.931 | 18 | 54 | B. SOFUOGLU | 23.480 | 18 | 34 | L. BALDASSARRI | 28.161 | 18 | 87 | R. GARDNER | 18.924 |
| 19 | 92 | Y. KUNII | 30.044 | 19 | 35 | S. CHANTRA | 23.584 | 19 | 54 | B. SOFUOGLU | 28.194 | 19 | 92 | Y. KUNII | 19.015 |
| 20 | 13 | M. RATO | 30.048 | 20 | 92 | Y. KUNII | 23.667 | 20 | 13 | M. RATO | 28.275 | 20 | 13 | M. RATO | 19.030 |
| 21 | 35 | S. CHANTRA | 30.070 | 21 | 13 | M. RATO | 23.703 | 21 | 92 | Y. KUNII | 28.365 | 21 | 35 | S. CHANTRA | 19.060 |
| 22 | 54 | B. SOFUOGLU | 30.250 | 22 | 34 | L. BALDASSARRI | 23.853 | 22 | 35 | S. CHANTRA | 28.402 | 22 | 54 | B. SOFUOGLU | 19.088 |

02/05/2026

These data/results cannot be reproduced, stored and/or transmitted in whole or in part by any manner of electronic, mechanical, photocopying, recording, broadcasting or otherwise now known or herein after developed without the previous express consent by the copyright owner, except for reproduction in daily press and regular printed publications on sale to the public within 60 days of the event related to those data/results and always provided that copyright symbol appears together as follows below.

© DORNA WSBK ORGANIZATION Srl 2026



Motul Hungarian Round, 1-3 May 2026
Lap Chart Race 1

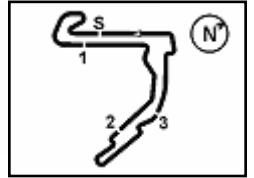
| | Lap | | | | | | | | | | | | | | | | | | | | |
|----|-----|----|----|----|----|----|----|----|----|----|----|----|----|----|----|----|----|----|----|----|----|
| | 1 | 2 | 3 | 4 | 5 | 6 | 7 | 8 | 9 | 10 | 11 | 12 | 13 | 14 | 15 | 16 | 17 | 18 | 19 | 20 | 21 |
| 1 | 11 | 11 | 11 | 11 | 11 | 11 | 11 | 11 | 11 | 11 | 11 | 11 | 11 | 11 | 11 | 11 | 11 | 11 | 11 | 11 | 11 |
| 2 | 67 | 67 | 67 | 67 | 67 | 67 | 7 | 7 | 7 | 7 | 7 | 7 | 7 | 7 | 7 | 7 | 7 | 7 | 7 | 7 | 7 |
| 3 | 5 | 5 | 5 | 5 | 5 | 7 | 67 | 67 | 88 | 88 | 88 | 88 | 88 | 88 | 88 | 88 | 88 | 88 | 88 | 88 | 88 |
| 4 | 88 | 88 | 88 | 88 | 7 | 5 | 5 | 88 | 5 | 5 | 5 | 5 | 5 | 5 | 5 | 5 | 5 | 5 | 5 | 5 | 5 |
| 5 | 55 | 7 | 7 | 7 | 88 | 88 | 88 | 5 | 67 | 67 | 22 | 22 | 22 | 22 | 22 | 22 | 22 | 22 | 22 | 19 | 19 |
| 6 | 7 | 55 | 55 | 55 | 55 | 22 | 22 | 22 | 22 | 67 | 19 | 19 | 19 | 19 | 19 | 19 | 19 | 19 | 19 | 22 | 22 |
| 7 | 22 | 22 | 22 | 22 | 22 | 55 | 19 | 19 | 19 | 67 | 67 | 67 | 55 | 55 | 55 | 55 | 55 | 55 | 55 | 55 | 55 |
| 8 | 19 | 19 | 19 | 19 | 19 | 19 | 19 | 55 | 55 | 55 | 55 | 55 | 55 | 55 | 67 | 67 | 67 | 67 | 67 | 67 | 67 |
| 9 | 34 | 14 | 97 | 97 | 97 | 97 | 97 | 97 | 97 | 97 | 97 | 97 | 97 | 97 | 97 | 97 | 97 | 97 | 97 | 14 | 14 |
| 10 | 97 | 97 | 9 | 9 | 95 | 95 | 95 | 95 | 95 | 95 | 95 | 95 | 95 | 95 | 95 | 95 | 95 | 95 | 14 | 97 | 97 |
| 11 | 14 | 9 | 95 | 95 | 9 | 9 | 47 | 47 | 47 | 47 | 47 | 47 | 47 | 47 | 47 | 14 | 14 | 95 | 47 | 9 | |
| 12 | 9 | 95 | 47 | 47 | 47 | 47 | 9 | 9 | 9 | 9 | 9 | 9 | 9 | 9 | 14 | 14 | 47 | 47 | 47 | 95 | 95 |
| 13 | 95 | 47 | 46 | 46 | 46 | 46 | 46 | 46 | 46 | 46 | 46 | 46 | 46 | 14 | 9 | 9 | 9 | 9 | 9 | 9 | 31 |
| 14 | 46 | 46 | 31 | 31 | 31 | 31 | 31 | 31 | 31 | 31 | 31 | 14 | 46 | 46 | 31 | 31 | 31 | 31 | 31 | 31 | 46 |
| 15 | 47 | 31 | 14 | 87 | 87 | 87 | 87 | 87 | 87 | 87 | 87 | 14 | 31 | 31 | 46 | 46 | 46 | 46 | 46 | 46 | 62 |
| 16 | 31 | 87 | 87 | 62 | 62 | 62 | 62 | 14 | 14 | 14 | 14 | 87 | 87 | 87 | 87 | 62 | 62 | 62 | 62 | 62 | 87 |
| 17 | 87 | 62 | 62 | 54 | 14 | 14 | 14 | 62 | 62 | 62 | 62 | 62 | 62 | 62 | 87 | 87 | 87 | 87 | 87 | 87 | 47 |
| 18 | 62 | 54 | 54 | 14 | 54 | 54 | 54 | 54 | 54 | 54 | 54 | 54 | 54 | 54 | 54 | 54 | 54 | 54 | 54 | 54 | 54 |
| 19 | 54 | 35 | 35 | 35 | 35 | 35 | 35 | 35 | 35 | 35 | 35 | 35 | 35 | 35 | 35 | 35 | 35 | 35 | 35 | 35 | 35 |
| 20 | 35 | 13 | 13 | 13 | 13 | 13 | 13 | 13 | 13 | 13 | 13 | 13 | 13 | 13 | 13 | 13 | 13 | 13 | 13 | 13 | 13 |
| 21 | 13 | 92 | 92 | 92 | 92 | 92 | 92 | 92 | 92 | 92 | 92 | 92 | 92 | 92 | 92 | 92 | 92 | 92 | 92 | 92 | 92 |
| 22 | 92 | | | | | | | | | | | | | | | | | | | | |

| Final Result | | |
|--------------|--------------------------|----------|
| 1 | 11 N. BULEGA | Laps 21 |
| 2 | 7 I. LECUONA | 2.538 |
| 3 | 88 M. OLIVEIRA | 12.584 |
| 4 | 5 Y. MONTELLA | 14.077 |
| 5 | 19 A. BAUTISTA | 15.032 |
| 6 | 22 A. LOWES | 15.781 |
| 7 | 55 A. LOCATELLI | 21.559 |
| 8 | 67 A. SURRA | 23.775 |
| 9 | 14 S. LOWES | 25.308 |
| 10 | 97 X. VIERGE | 28.578 |
| 11 | 9 D. PETRUCCI | 28.643 |
| 12 | 95 T. MACKENZIE | 29.057 |
| 13 | 31 G. GERLOFF | 29.063 |
| 14 | 46 T. BRIDEWELL | 29.873 |
| 15 | 62 S. MANZI | 31.917 |
| 16 | 87 R. GARDNER | 34.722 |
| 17 | 47 A. BASSANI | 37.186 |
| 18 | 54 B. SOFIOGLU | 52.606 |
| 19 | 35 S. CHANTRA | 55.393 |
| 20 | 13 M. RATO | 1'01.515 |
| 21 | 92 Y. KUNII | 1'07.187 |
| RET | 34 L. BALDASSARRI | 20 Laps |

02/05/2026

These data/results cannot be reproduced, stored and/or transmitted in whole or in part by any manner of electronic, mechanical, photocopying, recording, broadcasting or otherwise now known or herein after developed without the previous express consent by the copyright owner, except for reproduction in daily press and regular printed publications on sale to the public within 60 days of the event related to those data/results and always provided that copyright symbol appears together as follows below.

© DORNA WSBK ORGANIZATION Srl 2026



Motul Hungarian Round, 1-3 May 2026

Lap Chart Race 1

2 / 4

| Lap 1 | | |
|-------|----|---------------------|
| 1 | 11 | N.Bulega 1'41.232 |
| 2 | 67 | A.Surra 0.380 |
| 3 | 5 | Y.Montella 1.076 |
| 4 | 88 | M.Oliveira 1.492 |
| 5 | 55 | A.Locatelli 1.839 |
| 6 | 7 | I.Lecuona 1.906 |
| 7 | 22 | A.Lowes 2.271 |
| 8 | 19 | A.Bautista 2.422 |
| 9 | 34 | L.Baldassarri 2.714 |
| 10 | 97 | X.Vierge 3.151 |
| 11 | 14 | S.Lowes 3.242 |
| 12 | 9 | D.Petrucci 3.823 |
| 13 | 95 | T.Mackenzie 4.030 |
| 14 | 46 | T.Bridewell 4.489 |
| 15 | 47 | A.Bassani 4.636 |
| 16 | 31 | G.Gerloff 4.838 |
| 17 | 87 | R.Gardner 5.026 |
| 18 | 62 | S.Manzi 5.269 |
| 19 | 54 | B.Sofuoglu 5.815 |
| 20 | 35 | S.Chantra 6.562 |
| 21 | 13 | M.Rato 13.225 |
| 22 | 92 | Y.Kunii 17.345 |

| | | |
|----|----|-------------------|
| 2 | 67 | A.Surra 3.034 |
| 3 | 5 | Y.Montella 3.772 |
| 4 | 88 | M.Oliveira 4.129 |
| 5 | 7 | I.Lecuona 4.265 |
| 6 | 55 | A.Locatelli 5.417 |
| 7 | 22 | A.Lowes 5.749 |
| 8 | 19 | A.Bautista 6.246 |
| 9 | 97 | X.Vierge 7.791 |
| 10 | 9 | D.Petrucci 8.570 |
| 11 | 95 | T.Mackenzie 8.639 |
| 12 | 47 | A.Bassani 9.196 |
| 13 | 46 | T.Bridewell 9.549 |
| 14 | 31 | G.Gerloff 9.935 |
| 15 | 87 | R.Gardner 10.927 |
| 16 | 62 | S.Manzi 11.468 |
| 17 | 54 | B.Sofuoglu 13.015 |
| 18 | 14 | S.Lowes 13.796 |
| 19 | 35 | S.Chantra 14.831 |
| 20 | 13 | M.Rato 20.867 |
| 21 | 92 | Y.Kunii 25.156 |

| | | |
|----|----|--------------------|
| 6 | 22 | A.Lowes 7.244 |
| 7 | 55 | A.Locatelli 7.651 |
| 8 | 19 | A.Bautista 7.818 |
| 9 | 97 | X.Vierge 10.187 |
| 10 | 95 | T.Mackenzie 10.627 |
| 11 | 47 | A.Bassani 11.946 |
| 12 | 9 | D.Petrucci 12.566 |
| 13 | 46 | T.Bridewell 12.786 |
| 14 | 31 | G.Gerloff 12.974 |
| 15 | 87 | R.Gardner 13.608 |
| 16 | 62 | S.Manzi 15.043 |
| 17 | 14 | S.Lowes 15.273 |
| 18 | 54 | B.Sofuoglu 18.764 |
| 19 | 35 | S.Chantra 20.967 |
| 20 | 13 | M.Rato 27.257 |
| 21 | 92 | Y.Kunii 32.811 |

| | | |
|----|----|--------------------|
| 10 | 95 | T.Mackenzie 13.345 |
| 11 | 47 | A.Bassani 13.967 |
| 12 | 9 | D.Petrucci 15.693 |
| 13 | 46 | T.Bridewell 16.154 |
| 14 | 31 | G.Gerloff 16.306 |
| 15 | 87 | R.Gardner 16.753 |
| 16 | 14 | S.Lowes 17.078 |
| 17 | 62 | S.Manzi 19.029 |
| 18 | 54 | B.Sofuoglu 25.487 |
| 19 | 35 | S.Chantra 28.671 |
| 20 | 13 | M.Rato 34.286 |
| 21 | 92 | Y.Kunii 39.374 |

| Lap 2 | | |
|-------|----|-------------------|
| 1 | 11 | N.Bulega 3'20.015 |
| 2 | 67 | A.Surra 1.440 |
| 3 | 5 | Y.Montella 2.084 |
| 4 | 88 | M.Oliveira 2.869 |
| 5 | 7 | I.Lecuona 3.125 |
| 6 | 55 | A.Locatelli 3.542 |
| 7 | 22 | A.Lowes 3.870 |
| 8 | 19 | A.Bautista 4.104 |
| 9 | 14 | S.Lowes 4.920 |
| 10 | 97 | X.Vierge 5.486 |
| 11 | 9 | D.Petrucci 5.885 |
| 12 | 95 | T.Mackenzie 6.094 |
| 13 | 47 | A.Bassani 6.693 |
| 14 | 46 | T.Bridewell 6.964 |
| 15 | 31 | G.Gerloff 7.249 |
| 16 | 87 | R.Gardner 7.576 |
| 17 | 62 | S.Manzi 7.759 |
| 18 | 54 | B.Sofuoglu 8.699 |
| 19 | 35 | S.Chantra 9.910 |
| 20 | 13 | M.Rato 16.109 |
| 21 | 92 | Y.Kunii 20.666 |

| Lap 5 | | |
|-------|----|--------------------|
| 1 | 11 | N.Bulega 8'18.100 |
| 2 | 67 | A.Surra 3.816 |
| 3 | 5 | Y.Montella 4.115 |
| 4 | 7 | I.Lecuona 4.218 |
| 5 | 88 | M.Oliveira 4.637 |
| 6 | 55 | A.Locatelli 5.992 |
| 7 | 22 | A.Lowes 6.225 |
| 8 | 19 | A.Bautista 6.724 |
| 9 | 97 | X.Vierge 8.587 |
| 10 | 95 | T.Mackenzie 9.359 |
| 11 | 9 | D.Petrucci 9.913 |
| 12 | 47 | A.Bassani 10.133 |
| 13 | 46 | T.Bridewell 10.592 |
| 14 | 31 | G.Gerloff 10.865 |
| 15 | 87 | R.Gardner 11.866 |
| 16 | 62 | S.Manzi 12.702 |
| 17 | 14 | S.Lowes 14.267 |
| 18 | 54 | B.Sofuoglu 15.335 |
| 19 | 35 | S.Chantra 16.954 |
| 20 | 13 | M.Rato 23.071 |
| 21 | 92 | Y.Kunii 27.233 |

| Lap 8 | | |
|-------|----|--------------------|
| 1 | 11 | N.Bulega 13'16.407 |
| 2 | 7 | I.Lecuona 4.490 |
| 3 | 67 | A.Surra 6.813 |
| 4 | 88 | M.Oliveira 6.987 |
| 5 | 5 | Y.Montella 7.163 |
| 6 | 22 | A.Lowes 8.144 |
| 7 | 19 | A.Bautista 8.952 |
| 8 | 55 | A.Locatelli 9.226 |
| 9 | 97 | X.Vierge 11.506 |
| 10 | 95 | T.Mackenzie 11.733 |
| 11 | 47 | A.Bassani 12.857 |
| 12 | 9 | D.Petrucci 13.987 |
| 13 | 46 | T.Bridewell 14.245 |
| 14 | 31 | G.Gerloff 14.376 |
| 15 | 87 | R.Gardner 14.799 |
| 16 | 14 | S.Lowes 16.286 |
| 17 | 62 | S.Manzi 16.734 |
| 18 | 54 | B.Sofuoglu 20.867 |
| 19 | 35 | S.Chantra 23.435 |
| 20 | 13 | M.Rato 29.574 |
| 21 | 92 | Y.Kunii 35.188 |

| Lap 11 | | |
|--------|----|--------------------|
| 1 | 11 | N.Bulega 18'14.770 |
| 2 | 7 | I.Lecuona 3.715 |
| 3 | 88 | M.Oliveira 7.729 |
| 4 | 5 | Y.Montella 8.364 |
| 5 | 22 | A.Lowes 9.644 |
| 6 | 67 | A.Surra 10.431 |
| 7 | 19 | A.Bautista 10.672 |
| 8 | 55 | A.Locatelli 11.759 |
| 9 | 97 | X.Vierge 14.044 |
| 10 | 95 | T.Mackenzie 14.319 |
| 11 | 47 | A.Bassani 14.892 |
| 12 | 9 | D.Petrucci 16.634 |
| 13 | 46 | T.Bridewell 16.948 |
| 14 | 31 | G.Gerloff 17.525 |
| 15 | 87 | R.Gardner 18.387 |
| 16 | 14 | S.Lowes 18.394 |
| 17 | 62 | S.Manzi 20.074 |
| 18 | 54 | B.Sofuoglu 27.459 |
| 19 | 35 | S.Chantra 31.021 |
| 20 | 13 | M.Rato 36.584 |
| 21 | 92 | Y.Kunii 41.130 |

| Lap 3 | | |
|-------|----|-------------------|
| 1 | 11 | N.Bulega 4'59.383 |
| 2 | 67 | A.Surra 2.019 |
| 3 | 5 | Y.Montella 2.603 |
| 4 | 88 | M.Oliveira 3.185 |
| 5 | 7 | I.Lecuona 3.436 |
| 6 | 55 | A.Locatelli 4.532 |
| 7 | 22 | A.Lowes 4.681 |
| 8 | 19 | A.Bautista 4.968 |
| 9 | 97 | X.Vierge 6.643 |
| 10 | 9 | D.Petrucci 7.246 |
| 11 | 95 | T.Mackenzie 7.599 |
| 12 | 47 | A.Bassani 7.895 |
| 13 | 46 | T.Bridewell 8.301 |
| 14 | 31 | G.Gerloff 8.588 |
| 15 | 14 | S.Lowes 9.061 |
| 16 | 87 | R.Gardner 9.394 |
| 17 | 62 | S.Manzi 9.691 |
| 18 | 54 | B.Sofuoglu 10.715 |
| 19 | 35 | S.Chantra 12.323 |
| 20 | 13 | M.Rato 18.530 |
| 21 | 92 | Y.Kunii 22.865 |

| Lap 6 | | |
|-------|----|--------------------|
| 1 | 11 | N.Bulega 9'57.651 |
| 2 | 67 | A.Surra 4.553 |
| 3 | 7 | I.Lecuona 4.636 |
| 4 | 5 | Y.Montella 4.846 |
| 5 | 88 | M.Oliveira 5.254 |
| 6 | 55 | A.Locatelli 6.714 |
| 7 | 22 | A.Lowes 6.861 |
| 8 | 19 | A.Bautista 7.257 |
| 9 | 97 | X.Vierge 9.494 |
| 10 | 95 | T.Mackenzie 10.103 |
| 11 | 9 | D.Petrucci 10.991 |
| 12 | 47 | A.Bassani 11.195 |
| 13 | 46 | T.Bridewell 11.503 |
| 14 | 31 | G.Gerloff 11.700 |
| 15 | 87 | R.Gardner 12.861 |
| 16 | 62 | S.Manzi 13.938 |
| 17 | 14 | S.Lowes 14.610 |
| 18 | 54 | B.Sofuoglu 16.940 |
| 19 | 35 | S.Chantra 18.748 |
| 20 | 13 | M.Rato 25.083 |
| 21 | 92 | Y.Kunii 30.568 |

| Lap 9 | | |
|-------|----|--------------------|
| 1 | 11 | N.Bulega 14'55.739 |
| 2 | 7 | I.Lecuona 4.318 |
| 3 | 88 | M.Oliveira 7.427 |
| 4 | 5 | Y.Montella 8.086 |
| 5 | 67 | A.Surra 8.631 |
| 6 | 22 | A.Lowes 8.744 |
| 7 | 19 | A.Bautista 9.739 |
| 8 | 55 | A.Locatelli 10.223 |
| 9 | 97 | X.Vierge 12.504 |
| 10 | 95 | T.Mackenzie 12.745 |
| 11 | 47 | A.Bassani 13.372 |
| 12 | 9 | D.Petrucci 15.026 |
| 13 | 46 | T.Bridewell 15.360 |
| 14 | 31 | G.Gerloff 15.521 |
| 15 | 87 | R.Gardner 15.853 |
| 16 | 14 | S.Lowes 16.670 |
| 17 | 62 | S.Manzi 18.299 |
| 18 | 54 | B.Sofuoglu 23.259 |
| 19 | 35 | S.Chantra 26.366 |
| 20 | 13 | M.Rato 31.936 |
| 21 | 92 | Y.Kunii 37.633 |

| Lap 12 | | |
|--------|----|--------------------|
| 1 | 11 | N.Bulega 19'54.033 |
| 2 | 7 | I.Lecuona 3.731 |
| 3 | 88 | M.Oliveira 7.992 |
| 4 | 5 | Y.Montella 8.768 |
| 5 | 22 | A.Lowes 10.023 |
| 6 | 19 | A.Bautista 11.352 |
| 7 | 67 | A.Surra 12.026 |
| 8 | 55 | A.Locatelli 12.734 |
| 9 | 97 | X.Vierge 15.235 |
| 10 | 95 | T.Mackenzie 15.523 |
| 11 | 47 | A.Bassani 15.932 |
| 12 | 9 | D.Petrucci 17.911 |
| 13 | 46 | T.Bridewell 18.258 |
| 14 | 31 | G.Gerloff 18.783 |
| 15 | 14 | S.Lowes 18.881 |
| 16 | 87 | R.Gardner 19.774 |
| 17 | 62 | S.Manzi 21.281 |
| 18 | 54 | B.Sofuoglu 29.975 |
| 19 | 35 | S.Chantra 33.324 |
| 20 | 13 | M.Rato 39.113 |
| 21 | 92 | Y.Kunii 43.307 |

| Lap 4 | | |
|-------|----|-------------------|
| 1 | 11 | N.Bulega 6'38.556 |

| Lap 7 | | |
|-------|----|--------------------|
| 1 | 11 | N.Bulega 11'37.258 |
| 2 | 7 | I.Lecuona 4.230 |
| 3 | 67 | A.Surra 5.099 |
| 4 | 5 | Y.Montella 5.435 |
| 5 | 88 | M.Oliveira 5.772 |

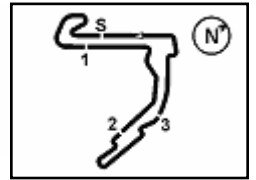
| Lap 10 | | |
|--------|----|--------------------|
| 1 | 11 | N.Bulega 16'35.290 |
| 2 | 7 | I.Lecuona 4.161 |
| 3 | 88 | M.Oliveira 7.525 |
| 4 | 5 | Y.Montella 8.191 |
| 5 | 67 | A.Surra 9.345 |
| 6 | 22 | A.Lowes 9.437 |
| 7 | 19 | A.Bautista 9.969 |
| 8 | 55 | A.Locatelli 10.830 |
| 9 | 97 | X.Vierge 13.182 |

| Lap 13 | | |
|--------|----|--------------------|
| 1 | 11 | N.Bulega 21'33.393 |
| 2 | 7 | I.Lecuona 3.466 |
| 3 | 88 | M.Oliveira 8.617 |
| 4 | 5 | Y.Montella 9.229 |
| 5 | 22 | A.Lowes 10.745 |
| 6 | 19 | A.Bautista 11.935 |
| 7 | 67 | A.Surra 13.102 |
| 8 | 55 | A.Locatelli 13.507 |
| 9 | 97 | X.Vierge 16.274 |
| 10 | 95 | T.Mackenzie 16.506 |
| 11 | 47 | A.Bassani 17.079 |
| 12 | 9 | D.Petrucci 19.020 |
| 13 | 46 | T.Bridewell 19.365 |

02/05/2026

These data/results cannot be reproduced, stored and/or transmitted in whole or in part by any manner of electronic, mechanical, photocopying, recording, broadcasting or otherwise now known or herein after developed without the previous express consent by the copyright owner, except for reproduction in daily press and regular printed publications on sale to the public within 60 days of the event related to those data/results and always provided that copyright symbol appears together as follows below.

© DORNA WSBK ORGANIZATION Srl 2026



Motul Hungarian Round, 1-3 May 2026

Lap Chart Race 1

| | | | | | | | |
|----|---------|------------|--------|----|------------|-----------|--------|
| 14 | S.Lowes | 19.480 | 18 | 54 | B.Sofuoglu | 40.429 | |
| 15 | 31 | G.Gerloff | 19.842 | 19 | 35 | S.Chantra | 43.861 |
| 16 | 87 | R.Gardner | 21.063 | 20 | 13 | M.Rato | 48.916 |
| 17 | 62 | S.Manzi | 22.114 | 21 | 92 | Y.Kunii | 53.012 |
| 18 | 54 | B.Sofuoglu | 32.398 | | | | |
| 19 | 35 | S.Chantra | 35.972 | | | | |
| 20 | 13 | M.Rato | 41.249 | | | | |
| 21 | 92 | Y.Kunii | 45.593 | | | | |

Lap 14

| | | | |
|----|----|-------------|-----------|
| 1 | 11 | N.Bulega | 23'12.546 |
| 2 | 7 | I.Lecuona | 3.250 |
| 3 | 88 | M.Oliveira | 9.087 |
| 4 | 5 | Y.Montella | 9.801 |
| 5 | 22 | A.Lowes | 11.395 |
| 6 | 19 | A.Bautista | 12.471 |
| 7 | 67 | A.Surra | 14.555 |
| 8 | 55 | A.Locatelli | 14.715 |
| 9 | 97 | X.Vierge | 17.679 |
| 10 | 95 | T.Mackenzie | 18.052 |
| 11 | 47 | A.Bassani | 18.349 |
| 12 | 9 | D.Petrucci | 20.207 |
| 13 | 14 | S.Lowes | 20.269 |
| 14 | 46 | T.Bridewell | 20.834 |
| 15 | 31 | G.Gerloff | 21.083 |
| 16 | 87 | R.Gardner | 22.847 |
| 17 | 62 | S.Manzi | 23.418 |
| 18 | 54 | B.Sofuoglu | 34.977 |
| 19 | 35 | S.Chantra | 38.671 |
| 20 | 13 | M.Rato | 43.960 |
| 21 | 92 | Y.Kunii | 48.076 |

Lap 15

| | | | |
|----|----|-------------|-----------|
| 1 | 11 | N.Bulega | 24'51.714 |
| 2 | 7 | I.Lecuona | 3.268 |
| 3 | 88 | M.Oliveira | 9.525 |
| 4 | 5 | Y.Montella | 10.491 |
| 5 | 22 | A.Lowes | 12.026 |
| 6 | 19 | A.Bautista | 13.131 |
| 7 | 55 | A.Locatelli | 15.857 |
| 8 | 67 | A.Surra | 16.509 |
| 9 | 97 | X.Vierge | 19.386 |
| 10 | 95 | T.Mackenzie | 19.549 |
| 11 | 47 | A.Bassani | 19.860 |
| 12 | 14 | S.Lowes | 20.583 |
| 13 | 9 | D.Petrucci | 21.552 |
| 14 | 46 | T.Bridewell | 22.195 |
| 15 | 31 | G.Gerloff | 22.454 |
| 16 | 87 | R.Gardner | 24.474 |
| 17 | 62 | S.Manzi | 24.612 |
| 18 | 54 | B.Sofuoglu | 37.865 |
| 19 | 35 | S.Chantra | 41.095 |
| 20 | 13 | M.Rato | 46.565 |
| 21 | 92 | Y.Kunii | 50.473 |

Lap 16

| | | | |
|----|----|-------------|-----------|
| 1 | 11 | N.Bulega | 26'30.898 |
| 2 | 7 | I.Lecuona | 3.371 |
| 3 | 88 | M.Oliveira | 10.083 |
| 4 | 5 | Y.Montella | 11.159 |
| 5 | 22 | A.Lowes | 12.466 |
| 6 | 19 | A.Bautista | 13.455 |
| 7 | 55 | A.Locatelli | 17.118 |
| 8 | 67 | A.Surra | 18.050 |
| 9 | 97 | X.Vierge | 20.585 |
| 10 | 95 | T.Mackenzie | 20.792 |
| 11 | 47 | A.Bassani | 21.127 |
| 12 | 14 | S.Lowes | 21.646 |
| 13 | 9 | D.Petrucci | 22.965 |
| 14 | 31 | G.Gerloff | 23.446 |
| 15 | 46 | T.Bridewell | 23.897 |
| 16 | 62 | S.Manzi | 26.027 |
| 17 | 87 | R.Gardner | 26.496 |

Lap 17

| | | | |
|----|----|-------------|-----------|
| 1 | 11 | N.Bulega | 28'10.457 |
| 2 | 7 | I.Lecuona | 3.051 |
| 3 | 88 | M.Oliveira | 10.103 |
| 4 | 5 | Y.Montella | 11.521 |
| 5 | 22 | A.Lowes | 12.674 |
| 6 | 19 | A.Bautista | 13.556 |
| 7 | 55 | A.Locatelli | 17.983 |
| 8 | 67 | A.Surra | 18.798 |
| 9 | 97 | X.Vierge | 21.561 |
| 10 | 95 | T.Mackenzie | 21.748 |
| 11 | 14 | S.Lowes | 22.388 |
| 12 | 47 | A.Bassani | 22.781 |
| 13 | 9 | D.Petrucci | 23.703 |
| 14 | 31 | G.Gerloff | 24.208 |
| 15 | 46 | T.Bridewell | 24.946 |
| 16 | 62 | S.Manzi | 26.928 |
| 17 | 87 | R.Gardner | 27.861 |
| 18 | 54 | B.Sofuoglu | 42.746 |
| 19 | 35 | S.Chantra | 46.244 |
| 20 | 13 | M.Rato | 50.944 |
| 21 | 92 | Y.Kunii | 55.600 |

Lap 18

| | | | |
|----|----|-------------|-----------|
| 1 | 11 | N.Bulega | 29'49.595 |
| 2 | 7 | I.Lecuona | 3.237 |
| 3 | 88 | M.Oliveira | 10.883 |
| 4 | 5 | Y.Montella | 12.235 |
| 5 | 22 | A.Lowes | 13.366 |
| 6 | 19 | A.Bautista | 13.779 |
| 7 | 55 | A.Locatelli | 19.116 |
| 8 | 67 | A.Surra | 20.059 |
| 9 | 97 | X.Vierge | 23.033 |
| 10 | 95 | T.Mackenzie | 23.221 |
| 11 | 14 | S.Lowes | 23.423 |
| 12 | 47 | A.Bassani | 24.281 |
| 13 | 9 | D.Petrucci | 25.156 |
| 14 | 31 | G.Gerloff | 25.285 |
| 15 | 46 | T.Bridewell | 26.258 |
| 16 | 62 | S.Manzi | 28.338 |
| 17 | 87 | R.Gardner | 29.293 |
| 18 | 54 | B.Sofuoglu | 45.494 |
| 19 | 35 | S.Chantra | 48.802 |
| 20 | 13 | M.Rato | 53.443 |
| 21 | 92 | Y.Kunii | 58.611 |

Lap 19

| | | | |
|----|----|-------------|-----------|
| 1 | 11 | N.Bulega | 31'29.065 |
| 2 | 7 | I.Lecuona | 2.928 |
| 3 | 88 | M.Oliveira | 11.390 |
| 4 | 5 | Y.Montella | 12.652 |
| 5 | 22 | A.Lowes | 14.406 |
| 6 | 19 | A.Bautista | 14.498 |
| 7 | 55 | A.Locatelli | 19.908 |
| 8 | 67 | A.Surra | 21.223 |
| 9 | 97 | X.Vierge | 24.411 |
| 10 | 14 | S.Lowes | 24.520 |
| 11 | 95 | T.Mackenzie | 24.806 |
| 12 | 47 | A.Bassani | 25.174 |
| 13 | 9 | D.Petrucci | 26.082 |
| 14 | 31 | G.Gerloff | 26.514 |
| 15 | 46 | T.Bridewell | 27.308 |
| 16 | 62 | S.Manzi | 29.506 |
| 17 | 87 | R.Gardner | 30.740 |
| 18 | 54 | B.Sofuoglu | 47.938 |
| 19 | 35 | S.Chantra | 51.126 |
| 20 | 13 | M.Rato | 56.095 |
| 21 | 92 | Y.Kunii | 1'01.767 |

Lap 20

| | | | |
|----|----|-------------|-----------|
| 1 | 11 | N.Bulega | 33'08.425 |
| 2 | 7 | I.Lecuona | 2.930 |
| 3 | 88 | M.Oliveira | 12.322 |
| 4 | 5 | Y.Montella | 13.454 |
| 5 | 19 | A.Bautista | 15.002 |
| 6 | 22 | A.Lowes | 15.678 |
| 7 | 55 | A.Locatelli | 20.788 |
| 8 | 67 | A.Surra | 22.647 |
| 9 | 14 | S.Lowes | 25.588 |
| 10 | 97 | X.Vierge | 26.682 |
| 11 | 47 | A.Bassani | 26.804 |
| 12 | 95 | T.Mackenzie | 27.073 |
| 13 | 9 | D.Petrucci | 27.389 |
| 14 | 31 | G.Gerloff | 27.541 |
| 15 | 46 | T.Bridewell | 28.702 |
| 16 | 62 | S.Manzi | 30.671 |
| 17 | 87 | R.Gardner | 32.357 |
| 18 | 54 | B.Sofuoglu | 50.362 |
| 19 | 35 | S.Chantra | 53.382 |
| 20 | 13 | M.Rato | 58.689 |
| 21 | 92 | Y.Kunii | 1'04.829 |

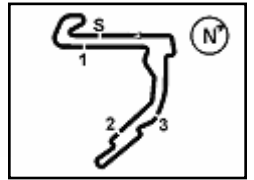
Lap 21

| | | | |
|----|----|-------------|-----------|
| 1 | 11 | N.Bulega | 34'48.413 |
| 2 | 7 | I.Lecuona | 2.538 |
| 3 | 88 | M.Oliveira | 12.584 |
| 4 | 5 | Y.Montella | 14.077 |
| 5 | 19 | A.Bautista | 15.032 |
| 6 | 22 | A.Lowes | 15.781 |
| 7 | 55 | A.Locatelli | 21.559 |
| 8 | 67 | A.Surra | 23.775 |
| 9 | 14 | S.Lowes | 25.308 |
| 10 | 97 | X.Vierge | 28.578 |
| 11 | 9 | D.Petrucci | 28.643 |
| 12 | 95 | T.Mackenzie | 29.057 |
| 13 | 31 | G.Gerloff | 29.063 |
| 14 | 46 | T.Bridewell | 29.873 |
| 15 | 62 | S.Manzi | 31.917 |
| 16 | 87 | R.Gardner | 34.722 |
| 17 | 47 | A.Bassani | 37.186 |
| 18 | 54 | B.Sofuoglu | 52.606 |
| 19 | 35 | S.Chantra | 55.393 |
| 20 | 13 | M.Rato | 1'01.515 |
| 21 | 92 | Y.Kunii | 1'07.187 |

02/05/2026

These data/results cannot be reproduced, stored and/or transmitted in whole or in part by any manner of electronic, mechanical, photocopying, recording, broadcasting or otherwise now known or herein after developed without the previous express consent by the copyright owner, except for reproduction in daily press and regular printed publications on sale to the public within 60 days of the event related to those data/results and always provided that copyright symbol appears together as follows below.

© DORNA WSBK ORGANIZATION Srl 2026



Race Pace Comparison

| | 11 Bul | 7 Lec | 88 Oll | 5 Mon | 19 Bau | 22 Alo | 55 Loc | 67 Sur | 14 SLo | 97 Vie | 9 Pet | 95 Mac | 31 Ger | 46 Bri |
|----|-----------------|-----------------|-----------------|-----------------|-----------------|-----------------|-----------------|-----------------|-----------------|-----------------|-----------------|-----------------|-----------------|-----------------|
| 1 | 1'41.232 | 1'43.138 | 1'42.724 | 1'42.308 | 1'43.654 | 1'43.503 | 1'43.071 | 1'41.612 | 1'44.474 | 1'44.383 | 1'45.055 | 1'45.262 | 1'46.070 | 1'45.721 |
| 2 | 1'38.783 | 1'40.002 | 1'40.160 | 1'39.791 | 1'40.465 | 1'40.382 | 1'40.486 | 1'39.843 | 1'40.461 | 1'41.118 | 1'40.845 | 1'40.847 | 1'41.194 | 1'41.258 |
| 3 | 1'39.368 | 1'39.679 | 1'39.684 | 1'39.887 | 1'40.232 | 1'40.179 | 1'40.358 | 1'39.947 | 1'43.509 | 1'40.525 | 1'40.729 | 1'40.873 | 1'40.707 | 1'40.705 |
| 4 | 1'39.173 | 1'40.002 | 1'40.117 | 1'40.342 | 1'40.451 | 1'40.241 | 1'40.058 | 1'40.188 | 1'43.908 | 1'40.321 | 1'40.497 | 1'40.213 | 1'40.520 | 1'40.421 |
| 5 | 1'39.544 | 1'39.497 | 1'40.052 | 1'39.887 | 1'40.022 | 1'40.020 | 1'40.119 | 1'40.326 | 1'40.015 | 1'40.340 | 1'40.887 | 1'40.264 | 1'40.474 | 1'40.587 |
| 6 | 1'39.551 | 1'39.969 | 1'40.168 | 1'40.282 | 1'40.084 | 1'40.187 | 1'40.273 | 1'40.288 | 1'39.894 | 1'40.458 | 1'40.629 | 1'40.295 | 1'40.386 | 1'40.462 |
| 7 | 1'39.607 | 1'39.201 | 1'40.125 | 1'40.196 | 1'40.168 | 1'39.990 | 1'40.544 | 1'40.153 | 1'40.270 | 1'40.300 | 1'41.182 | 1'40.131 | 1'40.881 | 1'40.890 |
| 8 | 1'39.149 | 1'39.409 | 1'40.364 | 1'40.877 | 1'40.283 | 1'40.049 | 1'40.724 | 1'40.863 | 1'40.162 | 1'40.468 | 1'40.570 | 1'40.255 | 1'40.551 | 1'40.608 |
| 9 | 1'39.332 | 1'39.160 | 1'39.772 | 1'40.255 | 1'40.119 | 1'39.932 | 1'40.329 | 1'41.150 | 1'39.716 | 1'40.330 | 1'40.371 | 1'40.344 | 1'40.477 | 1'40.447 |
| 10 | 1'39.551 | 1'39.394 | 1'39.649 | 1'39.656 | 1'39.781 | 1'40.244 | 1'40.158 | 1'40.265 | 1'39.959 | 1'40.229 | 1'40.218 | 1'40.151 | 1'40.336 | 1'40.345 |
| 11 | 1'39.480 | 1'39.034 | 1'39.684 | 1'39.653 | 1'40.183 | 1'39.687 | 1'40.409 | 1'40.566 | 1'40.796 | 1'40.342 | 1'40.421 | 1'40.454 | 1'40.699 | 1'40.274 |
| 12 | 1'39.263 | 1'39.279 | 1'39.526 | 1'39.667 | 1'39.943 | 1'39.642 | 1'40.238 | 1'40.858 | 1'39.750 | 1'40.454 | 1'40.540 | 1'40.467 | 1'40.521 | 1'40.573 |
| 13 | 1'39.360 | 1'39.095 | 1'39.985 | 1'39.821 | 1'39.943 | 1'40.082 | 1'40.133 | 1'40.436 | 1'39.959 | 1'40.399 | 1'40.469 | 1'40.343 | 1'40.419 | 1'40.467 |
| 14 | 1'39.153 | 1'38.937 | 1'39.623 | 1'39.725 | 1'39.689 | 1'39.803 | 1'40.361 | 1'40.606 | 1'39.942 | 1'40.558 | 1'40.340 | 1'40.699 | 1'40.394 | 1'40.622 |
| 15 | 1'39.168 | 1'39.186 | 1'39.606 | 1'39.858 | 1'39.828 | 1'39.799 | 1'40.310 | 1'41.122 | 1'39.482 | 1'40.875 | 1'40.513 | 1'40.665 | 1'40.539 | 1'40.529 |
| 16 | 1'39.184 | 1'39.287 | 1'39.742 | 1'39.852 | 1'39.508 | 1'39.624 | 1'40.445 | 1'40.725 | 1'40.247 | 1'40.383 | 1'40.597 | 1'40.427 | 1'40.176 | 1'40.886 |
| 17 | 1'39.559 | 1'39.239 | 1'39.579 | 1'39.921 | 1'39.660 | 1'39.767 | 1'40.424 | 1'40.307 | 1'40.301 | 1'40.535 | 1'40.297 | 1'40.515 | 1'40.321 | 1'40.608 |
| 18 | 1'39.138 | 1'39.324 | 1'39.918 | 1'39.852 | 1'39.361 | 1'39.830 | 1'40.271 | 1'40.399 | 1'40.173 | 1'40.610 | 1'40.591 | 1'40.611 | 1'40.215 | 1'40.450 |
| 19 | 1'39.470 | 1'39.161 | 1'39.977 | 1'39.887 | 1'40.189 | 1'40.510 | 1'40.262 | 1'40.634 | 1'40.567 | 1'40.848 | 1'40.396 | 1'41.055 | 1'40.699 | 1'40.520 |
| 20 | 1'39.360 | 1'39.362 | 1'40.292 | 1'40.162 | 1'39.864 | 1'40.632 | 1'40.240 | 1'40.784 | 1'40.428 | 1'41.631 | 1'40.667 | 1'41.627 | 1'40.387 | 1'40.754 |
| 21 | 1'39.988 | 1'39.596 | 1'40.250 | 1'40.611 | 1'40.018 | 1'40.091 | 1'40.759 | 1'41.116 | 1'39.708 | 1'41.884 | 1'41.242 | 1'41.972 | 1'41.510 | 1'41.159 |

| | 62 Man | 87 Gar | 47 Bas | 54 Sof | 35 Cha | 13 Rat | 92 Kun | 34 Bal |
|----|-----------------|-----------------|-----------------|-----------------|-----------------|-----------------|-----------------|----------|
| 1 | 1'46.501 | 1'46.258 | 1'45.868 | 1'47.047 | 1'47.794 | 1'54.457 | 1'58.577 | 1'43.946 |
| 2 | 1'41.273 | 1'41.333 | 1'40.840 | 1'41.667 | 1'42.131 | 1'41.667 | 1'42.104 | |
| 3 | 1'41.300 | 1'41.186 | 1'40.570 | 1'41.384 | 1'41.781 | 1'41.789 | 1'41.567 | |
| 4 | 1'40.950 | 1'40.706 | 1'40.474 | 1'41.473 | 1'41.681 | 1'41.510 | 1'41.464 | |
| 5 | 1'40.778 | 1'40.483 | 1'40.481 | 1'41.864 | 1'41.667 | 1'41.748 | 1'41.621 | |
| 6 | 1'40.787 | 1'40.546 | 1'40.613 | 1'41.156 | 1'41.345 | 1'41.563 | 1'42.886 | |
| 7 | 1'40.712 | 1'40.354 | 1'40.358 | 1'41.431 | 1'41.826 | 1'41.781 | 1'41.850 | |
| 8 | 1'40.840 | 1'40.340 | 1'40.060 | 1'41.252 | 1'41.617 | 1'41.466 | 1'41.526 | |
| 9 | 1'40.897 | 1'40.386 | 1'39.847 | 1'41.724 | 1'42.263 | 1'41.694 | 1'41.777 | |
| 10 | 1'40.281 | 1'40.451 | 1'40.146 | 1'41.779 | 1'41.856 | 1'41.901 | 1'41.292 | |
| 11 | 1'40.525 | 1'41.114 | 1'40.405 | 1'41.452 | 1'41.830 | 1'41.778 | 1'41.236 | |
| 12 | 1'40.470 | 1'40.650 | 1'40.303 | 1'41.779 | 1'41.566 | 1'41.792 | 1'41.440 | |
| 13 | 1'40.193 | 1'40.649 | 1'40.507 | 1'41.783 | 1'42.008 | 1'41.496 | 1'41.646 | |
| 14 | 1'40.457 | 1'40.937 | 1'40.423 | 1'41.732 | 1'41.852 | 1'41.864 | 1'41.636 | |
| 15 | 1'40.362 | 1'40.795 | 1'40.679 | 1'42.056 | 1'41.592 | 1'41.773 | 1'41.565 | |
| 16 | 1'40.599 | 1'41.206 | 1'40.451 | 1'41.748 | 1'41.950 | 1'41.535 | 1'41.723 | |
| 17 | 1'40.460 | 1'40.924 | 1'41.213 | 1'41.876 | 1'41.942 | 1'41.587 | 1'42.147 | |
| 18 | 1'40.548 | 1'40.570 | 1'40.638 | 1'41.886 | 1'41.696 | 1'41.637 | 1'42.149 | |
| 19 | 1'40.638 | 1'40.917 | 1'40.363 | 1'41.914 | 1'41.794 | 1'42.122 | 1'42.626 | |
| 20 | 1'40.525 | 1'40.977 | 1'40.990 | 1'41.784 | 1'41.616 | 1'41.954 | 1'42.422 | |
| 21 | 1'41.234 | 1'42.353 | 1'50.370 | 1'42.232 | 1'41.999 | 1'42.814 | 1'42.346 | |

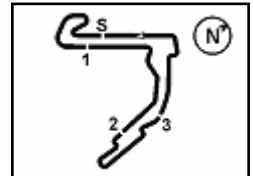
02/05/2026

These data/results cannot be reproduced, stored and/or transmitted in whole or in part by any manner of electronic, mechanical, photocopying, recording, broadcasting or otherwise now known or herein after developed without the previous express consent by the copyright owner, except for reproduction in daily press and regular printed publications on sale to the public within 60 days of the event related to those data/results and always provided that copyright symbol appears together as follows below.

© DORNA WSBK ORGANIZATION Srl 2026

FICR PERUGIA TIMING





Balaton Park Circuit 4.075 m

Motul Hungarian Round, 1-3 May 2026
Chronological Analysis Race 1

Start at 15:30'24.492

1 / 5

| 1° 11 N. BULEGA [1'38.783] | | | | | | | |
|----------------------------|---------------|---------------|---------------|---------------|-----------------|--------------|--------------|
| Lap | Seg1 | Seg2 | Seg3 | Seg4 | Lap Time | km/h | Local Time |
| 1 | | 23.298 | 27.776 | 18.597 | 1'41.232 | 116,8 | 15:32'05.724 |
| 2 | 29.474 | 23.174 | 27.666 | 18.469 | 1'38.783 | 274,8 | 15:33'44.507 |
| 3 | 29.509 | 23.198 | 27.991 | 18.670 | 1'39.368 | 275,5 | 15:35'23.875 |
| 4 | 29.591 | 23.214 | 27.790 | 18.678 | 1'39.173 | 273,4 | 15:37'03.048 |
| 5 | 29.624 | 23.338 | 27.894 | 18.688 | 1'39.544 | 273,4 | 15:38'42.592 |
| 6 | 29.712 | 23.248 | 27.846 | 18.745 | 1'39.551 | 274,1 | 15:40'22.143 |
| 7 | 29.621 | 23.374 | 27.921 | 18.691 | 1'39.607 | 273,4 | 15:42'01.750 |
| 8 | 29.563 | 23.163 | 27.837 | 18.586 | 1'39.149 | 272,7 | 15:43'40.899 |
| 9 | 29.572 | 23.151 | 27.886 | 18.723 | 1'39.332 | 274,1 | 15:45'20.231 |
| 10 | 29.744 | 23.332 | 27.847 | 18.628 | 1'39.551 | 274,8 | 15:46'59.782 |
| 11 | 29.529 | 23.302 | 27.906 | 18.743 | 1'39.480 | 272,7 | 15:48'39.262 |
| 12 | 29.502 | 23.147 | 27.959 | 18.655 | 1'39.263 | 273,4 | 15:50'18.525 |
| 13 | 29.529 | 23.233 | 27.776 | 18.822 | 1'39.360 | 274,1 | 15:51'57.885 |
| 14 | 29.596 | 23.244 | 27.783 | 18.530 | 1'39.153 | 274,1 | 15:53'37.038 |
| 15 | 29.514 | 23.195 | 27.822 | 18.637 | 1'39.168 | 274,1 | 15:55'16.206 |
| 16 | 29.508 | 23.283 | 27.753 | 18.640 | 1'39.184 | 274,1 | 15:56'55.390 |
| 17 | 29.653 | 23.294 | 27.904 | 18.708 | 1'39.559 | 272,7 | 15:58'34.949 |
| 18 | 29.527 | 23.246 | 27.748 | 18.617 | 1'39.138 | 273,4 | 16:00'14.087 |
| 19 | 29.596 | 23.264 | 27.885 | 18.725 | 1'39.470 | 274,8 | 16:01'53.557 |
| 20 | 29.566 | 23.229 | 27.898 | 18.667 | 1'39.360 | 274,1 | 16:03'32.917 |
| 21 | 29.622 | 23.329 | 28.062 | 18.975 | 1'39.988 | 273,4 | 16:05'12.905 |
| Race Time 34'48.413 | | | | | | | |

| 2° 7 I. LECUONA [1'38.937] | | | | | | | |
|----------------------------|---------------|---------------|---------------|---------------|-----------------|--------------|--------------|
| Lap | Seg1 | Seg2 | Seg3 | Seg4 | Lap Time | km/h | Local Time |
| 1 | | 23.830 | 27.808 | 18.719 | 1'43.138 | 136,0 | 15:32'07.630 |
| 2 | 29.809 | 23.541 | 27.880 | 18.772 | 1'40.002 | 279,8 | 15:33'47.632 |
| 3 | 29.627 | 23.405 | 27.884 | 18.763 | 1'39.679 | 279,8 | 15:35'27.311 |
| 4 | 29.538 | 23.715 | 27.972 | 18.777 | 1'40.002 | 280,5 | 15:37'07.313 |
| 5 | 29.465 | 23.431 | 27.865 | 18.736 | 1'39.497 | 282,0 | 15:38'46.810 |
| 6 | 29.575 | 23.371 | 28.114 | 18.909 | 1'39.969 | 281,3 | 15:40'26.779 |
| 7 | 29.511 | 23.285 | 27.764 | 18.641 | 1'39.201 | 278,4 | 15:42'05.980 |
| 8 | 29.579 | 23.354 | 27.709 | 18.767 | 1'39.409 | 275,5 | 15:43'45.389 |
| 9 | 29.508 | 23.235 | 27.768 | 18.649 | 1'39.160 | 276,2 | 15:45'24.549 |
| 10 | 29.531 | 23.246 | 27.815 | 18.802 | 1'39.394 | 276,2 | 15:47'03.943 |
| 11 | 29.548 | 23.197 | 27.689 | 18.600 | 1'39.034 | 275,5 | 15:48'42.977 |
| 12 | 29.539 | 23.334 | 27.768 | 18.638 | 1'39.279 | 276,2 | 15:50'22.256 |
| 13 | 29.439 | 23.264 | 27.708 | 18.684 | 1'39.095 | 275,5 | 15:52'01.351 |
| 14 | 29.499 | 23.143 | 27.600 | 18.695 | 1'38.937 | 276,2 | 15:53'40.288 |
| 15 | 29.454 | 23.179 | 27.839 | 18.714 | 1'39.186 | 275,5 | 15:55'19.474 |
| 16 | 29.449 | 23.306 | 27.840 | 18.692 | 1'39.287 | 275,5 | 15:56'58.761 |
| 17 | 29.399 | 23.254 | 27.810 | 18.776 | 1'39.239 | 275,5 | 15:58'38.000 |
| 18 | 29.442 | 23.239 | 27.772 | 18.871 | 1'39.324 | 275,5 | 16:00'17.324 |
| 19 | 29.415 | 23.299 | 27.773 | 18.674 | 1'39.161 | 276,2 | 16:01'56.485 |
| 20 | 29.434 | 23.354 | 27.822 | 18.752 | 1'39.362 | 276,2 | 16:03'35.847 |
| 21 | 29.464 | 23.320 | 27.966 | 18.846 | 1'39.596 | 275,5 | 16:05'15.443 |
| Race Time 34'50.951 | | | | | | | |

| 3° 88 M. OLIVEIRA [1'39.526] | | | | | | | |
|------------------------------|--------|--------|---------------|---------------|-----------------|--------------|--------------|
| Lap | Seg1 | Seg2 | Seg3 | Seg4 | Lap Time | km/h | Local Time |
| 1 | | 23.529 | 27.874 | 18.789 | 1'42.724 | 123,9 | 15:32'07.216 |
| 2 | 29.568 | 23.907 | 27.997 | 18.688 | 1'40.160 | 276,2 | 15:33'47.376 |
| 3 | 29.546 | 23.257 | 28.041 | 18.840 | 1'39.684 | 279,1 | 15:35'27.060 |
| 4 | 29.632 | 23.627 | 28.072 | 18.786 | 1'40.117 | 276,9 | 15:37'07.177 |
| 5 | 29.859 | 23.480 | 27.922 | 18.791 | 1'40.052 | 276,9 | 15:38'47.229 |
| 6 | 29.735 | 23.478 | 28.161 | 18.794 | 1'40.168 | 277,6 | 15:40'27.397 |
| 7 | 29.736 | 23.614 | 28.003 | 18.772 | 1'40.125 | 279,1 | 15:42'07.522 |
| 8 | 29.608 | 23.642 | 28.213 | 18.901 | 1'40.364 | 279,1 | 15:43'47.886 |
| 9 | 29.815 | 23.422 | 27.743 | 18.792 | 1'39.772 | 279,8 | 15:45'27.658 |
| 10 | 29.691 | 23.294 | 27.880 | 18.784 | 1'39.649 | 274,8 | 15:47'07.307 |
| 11 | 29.616 | 23.291 | 27.968 | 18.809 | 1'39.684 | 273,4 | 15:48'46.991 |
| 12 | 29.587 | 23.266 | 27.920 | 18.753 | 1'39.526 | 275,5 | 15:50'26.517 |
| 13 | 29.519 | 23.709 | 27.983 | 18.774 | 1'39.985 | 275,5 | 15:52'06.502 |
| 14 | 29.562 | 23.279 | 27.970 | 18.812 | 1'39.623 | 275,5 | 15:53'46.125 |

| | | | | | | | |
|---------------------|---------------|---------------|--------|--------|----------|-------|--------------|
| 15 | 29.640 | 23.292 | 27.894 | 18.780 | 1'39.606 | 274,8 | 15:55'25.731 |
| 16 | 29.508 | 23.269 | 28.032 | 18.933 | 1'39.742 | 274,8 | 15:57'05.473 |
| 17 | 29.601 | 23.186 | 27.973 | 18.819 | 1'39.579 | 272,7 | 15:58'45.052 |
| 18 | 29.560 | 23.284 | 28.171 | 18.903 | 1'39.918 | 275,5 | 16:00'24.970 |
| 19 | 29.608 | 23.342 | 28.124 | 18.903 | 1'39.977 | 274,8 | 16:02'04.947 |
| 20 | 29.620 | 23.365 | 28.275 | 19.032 | 1'40.292 | 274,8 | 16:03'45.239 |
| 21 | 29.663 | 23.309 | 28.314 | 18.964 | 1'40.250 | 274,8 | 16:05'25.489 |
| Race Time 35'00.997 | | | | | | | |

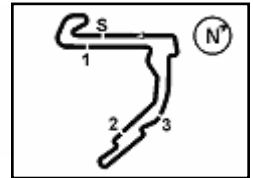
| 4° 5 Y. MONTELLA [1'39.653] | | | | | | | |
|-----------------------------|---------------|---------------|---------------|---------------|-----------------|--------------|--------------|
| Lap | Seg1 | Seg2 | Seg3 | Seg4 | Lap Time | km/h | Local Time |
| 1 | | 23.400 | 27.995 | 18.803 | 1'42.308 | 123,1 | 15:32'06.800 |
| 2 | 29.686 | 23.285 | 28.097 | 18.723 | 1'39.791 | 276,9 | 15:33'46.591 |
| 3 | 29.764 | 23.314 | 28.085 | 18.724 | 1'39.887 | 275,5 | 15:35'26.478 |
| 4 | 29.768 | 23.917 | 28.002 | 18.655 | 1'40.342 | 274,1 | 15:37'06.820 |
| 5 | 29.716 | 23.333 | 28.014 | 18.824 | 1'39.887 | 273,4 | 15:38'46.707 |
| 6 | 29.993 | 23.437 | 28.055 | 18.797 | 1'40.282 | 275,5 | 15:40'26.989 |
| 7 | 29.887 | 23.613 | 27.979 | 18.717 | 1'40.196 | 274,8 | 15:42'07.185 |
| 8 | 29.720 | 23.604 | 28.783 | 18.770 | 1'40.877 | 276,2 | 15:43'48.062 |
| 9 | 29.833 | 23.600 | 28.163 | 18.659 | 1'40.255 | 276,9 | 15:45'28.317 |
| 10 | 29.558 | 23.282 | 28.076 | 18.740 | 1'39.656 | 275,5 | 15:47'07.973 |
| 11 | 29.694 | 23.297 | 27.976 | 18.686 | 1'39.653 | 274,8 | 15:48'47.626 |
| 12 | 29.786 | 23.215 | 28.021 | 18.645 | 1'39.667 | 276,2 | 15:50'27.293 |
| 13 | 29.777 | 23.291 | 28.081 | 18.672 | 1'39.821 | 274,8 | 15:52'07.114 |
| 14 | 29.737 | 23.253 | 27.984 | 18.751 | 1'39.725 | 275,5 | 15:53'46.839 |
| 15 | 29.747 | 23.276 | 28.191 | 18.644 | 1'39.858 | 274,8 | 15:55'26.697 |
| 16 | 29.727 | 23.369 | 28.073 | 18.683 | 1'39.852 | 274,8 | 15:57'06.549 |
| 17 | 29.809 | 23.382 | 28.048 | 18.682 | 1'39.921 | 274,1 | 15:58'46.470 |
| 18 | 29.749 | 23.313 | 28.031 | 18.759 | 1'39.852 | 274,8 | 16:00'26.322 |
| 19 | 29.634 | 23.346 | 28.128 | 18.779 | 1'39.887 | 274,8 | 16:02'06.209 |
| 20 | 29.771 | 23.342 | 28.177 | 18.872 | 1'40.162 | 275,5 | 16:03'46.371 |
| 21 | 29.852 | 23.466 | 28.359 | 18.934 | 1'40.611 | 276,9 | 16:05'26.982 |
| Race Time 35'02.490 | | | | | | | |

| 5° 19 A. BAUTISTA [1'39.361] | | | | | | | |
|------------------------------|---------------|---------------|---------------|---------------|-----------------|--------------|--------------|
| Lap | Seg1 | Seg2 | Seg3 | Seg4 | Lap Time | km/h | Local Time |
| 1 | | 23.822 | 28.066 | 18.850 | 1'43.654 | 139,9 | 15:32'08.146 |
| 2 | 29.816 | 23.737 | 28.059 | 18.853 | 1'40.465C | 282,7 | 15:33'48.611 |
| 3 | 29.828 | 23.536 | 28.058 | 18.810 | 1'40.232 | 283,5 | 15:35'28.843 |
| 4 | 29.953 | 23.639 | 28.062 | 18.797 | 1'40.451 | 281,3 | 15:37'09.294 |
| 5 | 29.787 | 23.534 | 27.938 | 18.763 | 1'40.022 | 279,1 | 15:38'49.316 |
| 6 | 29.682 | 23.557 | 28.070 | 18.775 | 1'40.084 | 281,3 | 15:40'29.400 |
| 7 | 29.860 | 23.407 | 28.068 | 18.833 | 1'40.168 | 279,1 | 15:42'09.568 |
| 8 | 29.771 | 23.453 | 28.110 | 18.949 | 1'40.283 | 283,5 | 15:43'49.851 |
| 9 | 29.705 | 23.451 | 28.130 | 18.833 | 1'40.119 | 279,1 | 15:45'29.970 |
| 10 | 29.625 | 23.534 | 27.951 | 18.671 | 1'39.781 | 279,1 | 15:47'09.751 |
| 11 | 29.715 | 23.349 | 28.398 | 18.721 | 1'40.183 | 279,8 | 15:48'49.934 |
| 12 | 29.758 | 23.269 | 28.077 | 18.839 | 1'39.943 | 282,7 | 15:50'29.877 |
| 13 | 29.706 | 23.417 | 27.993 | 18.827 | 1'39.943 | 279,1 | 15:52'09.820 |
| 14 | 29.625 | 23.322 | 28.012 | 18.730 | 1'39.689 | 280,5 | 15:53'49.509 |
| 15 | 29.684 | 23.411 | 27.989 | 18.744 | 1'39.828 | 279,8 | 15:55'29.337 |
| 16 | 29.558 | 23.247 | 27.970 | 18.733 | 1'39.508 | 279,1 | 15:57'08.845 |
| 17 | 29.581 | 23.352 | 28.056 | 18.671 | 1'39.660 | 279,1 | 15:58'48.505 |
| 18 | 29.555 | 23.214 | 27.878 | 18.714 | 1'39.361 | 279,8 | 16:00'27.866 |
| 19 | 29.551 | 23.264 | 28.475 | 18.899 | 1'40.189 | 279,8 | 16:02'08.055 |
| 20 | 29.680 | 23.285 | 28.090 | 18.809 | 1'39.864 | 279,8 | 16:03'47.919 |
| 21 | 29.730 | 23.387 | 28.131 | 18.770 | 1'40.018 | 278,4 | 16:05'27.937 |
| Race Time 35'03.445 | | | | | | | |

| 6° 22 A. LOWES [1'39.624] | | | | | | | |
|---------------------------|--------|--------|--------|--------|----------|--------------|--------------|
| Lap | Seg1 | Seg2 | Seg3 | Seg4 | Lap Time | km/h | Local Time |
| 1 | | 23.770 | 28.274 | 18.866 | 1'43.503 | 141,9 | 15:32'07.995 |
| 2 | 29.714 | 23.472 | 28.225 | 18.971 | 1'40.382 | 276,2 | 15:33'48.377 |
| 3 | 29.789 | 23.481 | 28.001 | 18.908 | 1'40.179 | 277,6 | 15:35'28.556 |
| 4 | 29.760 | 23.594 | 28.003 | 18.884 | 1'40.241 | 277,6 | 15:37'08.797 |
| 5 | 29.762 | 23.450 | 27.954 | 18.854 | 1'40.020 | 272,7 | 15:38'48.817 |

02/05/2026 P = Pits In/Out - C = Lap Time Cancelled

These data/results cannot be reproduced, stored and/or transmitted in whole or in part by any manner of electronic, mechanical, photocopying, recording, broadcasting or otherwise now known or herein after developed without the previous express consent by the copyright owner, except for reproduction in daily press and regular printed publications on sale to the public within 60 days of the event related to those data/results and always provided that copyright symbol appears together as follows below



Motul Hungarian Round, 1-3 May 2026
Chronological Analysis Race 1

Start at 15:30'24.492

Race Time 35'12.188

| | | | | | | | |
|----|---------------|---------------|---------------|---------------|-----------------|--------------|--------------|
| 6 | 29.791 | 23.451 | 28.080 | 18.865 | 1'40.187 | 275,5 | 15:40'29.004 |
| 7 | 29.742 | 23.378 | 28.056 | 18.814 | 1'39.990 | 275,5 | 15:42'08.994 |
| 8 | 29.616 | 23.688 | 27.994 | 18.751 | 1'40.049 | 274,1 | 15:43'49.043 |
| 9 | 29.642 | 23.468 | 27.988 | 18.834 | 1'39.932 | 275,5 | 15:45'28.975 |
| 10 | 29.818 | 23.516 | 28.188 | 18.722 | 1'40.244 | 277,6 | 15:47'09.219 |
| 11 | 29.633 | 23.339 | 27.906 | 18.809 | 1'39.687 | 277,6 | 15:48'48.906 |
| 12 | 29.625 | 23.356 | 27.905 | 18.756 | 1'39.642 | 276,2 | 15:50'28.548 |
| 13 | 29.668 | 23.475 | 28.076 | 18.863 | 1'40.082 | 274,1 | 15:52'08.630 |
| 14 | 29.691 | 23.398 | 27.944 | 18.770 | 1'39.803 | 273,4 | 15:53'48.433 |
| 15 | 29.746 | 23.465 | 27.822 | 18.766 | 1'39.799 | 272,7 | 15:55'28.232 |
| 16 | 29.582 | 23.344 | 27.981 | 18.717 | 1'39.624 | 274,1 | 15:57'07.856 |
| 17 | 29.635 | 23.450 | 27.923 | 18.759 | 1'39.767 | 272,7 | 15:58'47.623 |
| 18 | 29.760 | 23.331 | 27.982 | 18.757 | 1'39.830 | 273,4 | 16:00'27.453 |
| 19 | 29.685 | 23.364 | 28.466 | 18.995 | 1'40.510 | 274,1 | 16:02'07.963 |
| 20 | 30.037 | 23.586 | 28.055 | 18.954 | 1'40.632 | 272,7 | 16:03'48.595 |
| 21 | 29.684 | 23.470 | 28.081 | 18.856 | 1'40.091 | 274,1 | 16:05'28.686 |

Race Time 35'04.194

| 7° 55 A. LOCATELLI [1'40.058] | | | | | | | |
|--------------------------------------|---------------|---------------|---------------|---------------|-----------------|--------------|--------------|
| Lap | Seg1 | Seg2 | Seg3 | Seg4 | Lap Time | km/h | Local Time |
| 1 | | 23.760 | 28.042 | 18.790 | 1'43.071 | 128,4 | 15:32'07.563 |
| 2 | 29.830 | 23.443 | 28.299 | 18.914 | 1'40.486 | 274,1 | 15:33'48.049 |
| 3 | 29.924 | 23.490 | 28.000 | 18.944 | 1'40.358 | 276,9 | 15:35'28.407 |
| 4 | 29.843 | 23.288 | 28.080 | 18.847 | 1'40.058 | 272,7 | 15:37'08.465 |
| 5 | 29.840 | 23.450 | 28.007 | 18.822 | 1'40.119 | 272,7 | 15:38'48.584 |
| 6 | 29.895 | 23.455 | 28.034 | 18.889 | 1'40.273 | 273,4 | 15:40'28.857 |
| 7 | 29.787 | 23.482 | 28.407 | 18.868 | 1'40.544 | 272,7 | 15:42'09.401 |
| 8 | 29.838 | 23.322 | 28.191 | 19.373 | 1'40.724 | 274,8 | 15:43'50.125 |
| 9 | 29.927 | 23.482 | 28.012 | 18.908 | 1'40.329 | 275,5 | 15:45'30.454 |
| 10 | 29.792 | 23.442 | 28.044 | 18.880 | 1'40.158 | 274,8 | 15:47'10.612 |
| 11 | 29.964 | 23.464 | 28.108 | 18.873 | 1'40.409 | 273,4 | 15:48'51.021 |
| 12 | 30.007 | 23.420 | 28.009 | 18.802 | 1'40.238 | 272,7 | 15:50'31.259 |
| 13 | 29.882 | 23.415 | 28.018 | 18.818 | 1'40.133 | 273,4 | 15:52'11.392 |
| 14 | 29.769 | 23.385 | 28.170 | 19.037 | 1'40.361 | 275,5 | 15:53'51.753 |
| 15 | 29.978 | 23.437 | 28.090 | 18.805 | 1'40.310 | 276,2 | 15:55'32.063 |
| 16 | 29.913 | 23.477 | 28.097 | 18.958 | 1'40.445 | 271,4 | 15:57'12.508 |
| 17 | 29.928 | 23.488 | 28.139 | 18.869 | 1'40.424 | 271,4 | 15:58'52.932 |
| 18 | 29.957 | 23.465 | 28.050 | 18.799 | 1'40.271 | 271,4 | 16:00'33.203 |
| 19 | 29.826 | 23.394 | 28.142 | 18.900 | 1'40.262 | 272,0 | 16:02'13.465 |
| 20 | 29.819 | 23.344 | 28.175 | 18.902 | 1'40.240 | 271,4 | 16:03'53.705 |
| 21 | 29.987 | 23.475 | 28.350 | 18.947 | 1'40.759 | 272,0 | 16:05'34.464 |

Race Time 35'09.972

| 8° 67 A. SURRA [1'39.843] | | | | | | | |
|----------------------------------|---------------|---------------|---------------|---------------|-----------------|--------------|--------------|
| Lap | Seg1 | Seg2 | Seg3 | Seg4 | Lap Time | km/h | Local Time |
| 1 | | 23.420 | 27.611 | 18.698 | 1'41.612 | 135,0 | 15:32'06.104 |
| 2 | 29.717 | 23.454 | 27.771 | 18.901 | 1'39.843 | 275,5 | 15:33'45.947 |
| 3 | 29.813 | 23.420 | 27.853 | 18.861 | 1'39.947 | 273,4 | 15:35'25.894 |
| 4 | 30.008 | 23.477 | 27.879 | 18.824 | 1'40.188 | 271,4 | 15:37'06.082 |
| 5 | 29.829 | 23.509 | 28.056 | 18.932 | 1'40.326 | 270,7 | 15:38'46.408 |
| 6 | 29.778 | 23.470 | 28.094 | 18.946 | 1'40.288 | 272,0 | 15:40'26.696 |
| 7 | 29.927 | 23.479 | 27.845 | 18.902 | 1'40.153 | 270,0 | 15:42'06.849 |
| 8 | 29.872 | 23.781 | 28.205 | 19.005 | 1'40.863 | 272,0 | 15:43'47.712 |
| 9 | 29.889 | 23.837 | 28.500 | 18.924 | 1'41.150 | 273,4 | 15:45'28.862 |
| 10 | 29.739 | 23.586 | 28.116 | 18.824 | 1'40.265 | 274,8 | 15:47'09.127 |
| 11 | 29.991 | 23.703 | 28.100 | 18.772 | 1'40.566 | 272,7 | 15:48'49.693 |
| 12 | 30.304 | 23.671 | 28.018 | 18.865 | 1'40.858 | 274,8 | 15:50'30.551 |
| 13 | 29.899 | 23.573 | 28.002 | 18.962 | 1'40.436 | 275,5 | 15:52'10.987 |
| 14 | 29.822 | 23.549 | 28.209 | 19.026 | 1'40.606 | 274,1 | 15:53'51.593 |
| 15 | 30.270 | 23.711 | 28.084 | 19.057 | 1'41.122 | 272,0 | 15:55'32.715 |
| 16 | 30.047 | 23.697 | 28.074 | 18.907 | 1'40.725 | 273,4 | 15:57'13.440 |
| 17 | 29.983 | 23.535 | 27.897 | 18.892 | 1'40.307 | 272,7 | 15:58'53.747 |
| 18 | 29.863 | 23.596 | 28.024 | 18.916 | 1'40.399 | 274,1 | 16:00'34.146 |
| 19 | 29.893 | 23.705 | 28.094 | 18.942 | 1'40.634 | 272,7 | 16:02'14.780 |
| 20 | 29.991 | 23.657 | 28.302 | 18.834 | 1'40.784 | 272,7 | 16:03'55.564 |
| 21 | 30.035 | 23.875 | 28.259 | 18.947 | 1'41.116 | 273,4 | 16:05'36.680 |

| 9° 14 S. LOWES [1'39.482] | | | | | | | | |
|----------------------------------|---------------|---------------|---------------|---------------|-----------------|--------------|--------------|--------------|
| Lap | Seg1 | Seg2 | Seg3 | Seg4 | Lap Time | km/h | Local Time | |
| 1 | | | 24.129 | 28.249 | 18.822 | 1'44.474 | 127,8 | 15:32'08.966 |
| 2 | 29.790 | 23.879 | 27.949 | 18.843 | 1'40.461C | 279,1 | 15:33'49.427 | |
| 3 | 29.686 | 23.650 | 31.272 | 18.901 | 1'43.509 | 277,6 | 15:35'32.936 | |
| 4 | 30.389 | 23.874 | 30.769 | 18.876 | 1'43.908 | 278,4 | 15:37'16.844 | |
| 5 | 29.647 | 23.714 | 27.856 | 18.798 | 1'40.015 | 276,2 | 15:38'56.859 | |
| 6 | 29.681 | 23.504 | 27.903 | 18.806 | 1'39.894 | 276,2 | 15:40'36.753 | |
| 7 | 29.800 | 23.534 | 28.040 | 18.896 | 1'40.270 | 274,1 | 15:42'17.023 | |
| 8 | 29.699 | 23.618 | 28.017 | 18.828 | 1'40.162 | 276,2 | 15:43'57.185 | |
| 9 | 29.615 | 23.388 | 27.947 | 18.766 | 1'39.716 | 277,6 | 15:45'36.901 | |
| 10 | 29.606 | 23.539 | 27.990 | 18.824 | 1'39.959 | 278,4 | 15:47'16.860 | |
| 11 | 29.760 | 23.768 | 28.313 | 18.955 | 1'40.796 | 277,6 | 15:48'57.656 | |
| 12 | 29.652 | 23.439 | 27.895 | 18.764 | 1'39.750 | 276,9 | 15:50'37.406 | |
| 13 | 29.633 | 23.449 | 27.944 | 18.933 | 1'39.959 | 279,1 | 15:52'17.365 | |
| 14 | 29.613 | 23.478 | 27.952 | 18.899 | 1'39.942 | 282,0 | 15:53'57.307 | |
| 15 | 29.594 | 23.447 | 27.817 | 18.624 | 1'39.482 | 277,6 | 15:55'36.789 | |
| 16 | 30.019 | 23.491 | 27.934 | 18.803 | 1'40.247 | 276,2 | 15:57'17.036 | |
| 17 | 29.749 | 23.601 | 28.088 | 18.863 | 1'40.301 | 275,5 | 15:58'57.337 | |
| 18 | 29.772 | 23.584 | 27.970 | 18.847 | 1'40.173 | 275,5 | 16:00'37.510 | |
| 19 | 29.782 | 23.630 | 28.092 | 19.063 | 1'40.567 | 275,5 | 16:02'18.077 | |
| 20 | 29.945 | 23.872 | 27.807 | 18.804 | 1'40.428 | 274,1 | 16:03'58.505 | |
| 21 | 29.608 | 23.439 | 27.903 | 18.758 | 1'39.708 | 276,2 | 16:05'38.213 | |

Race Time 35'13.721

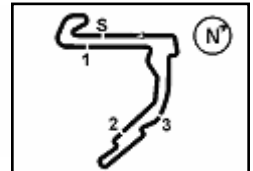
| 10° 97 X. VIERGE [1'40.229] | | | | | | | |
|------------------------------------|---------------|---------------|---------------|---------------|-----------------|--------------|--------------|
| Lap | Seg1 | Seg2 | Seg3 | Seg4 | Lap Time | km/h | Local Time |
| 1 | | 24.054 | 28.282 | 18.945 | 1'44.383 | 155,8 | 15:32'08.875 |
| 2 | 29.840 | 24.060 | 28.237 | 18.981 | 1'41.118C | 275,5 | 15:33'49.993 |
| 3 | 29.923 | 23.417 | 28.247 | 18.938 | 1'40.525 | 274,1 | 15:35'30.518 |
| 4 | 29.969 | 23.428 | 28.067 | 18.857 | 1'40.321 | 272,0 | 15:37'10.839 |
| 5 | 29.818 | 23.410 | 28.153 | 18.959 | 1'40.340 | 273,4 | 15:38'51.179 |
| 6 | 29.908 | 23.518 | 28.144 | 18.888 | 1'40.458 | 272,0 | 15:40'31.637 |
| 7 | 29.885 | 23.401 | 28.030 | 18.984 | 1'40.300 | 272,7 | 15:42'11.937 |
| 8 | 29.885 | 23.390 | 28.230 | 18.963 | 1'40.468 | 272,0 | 15:43'52.405 |
| 9 | 29.819 | 23.487 | 28.108 | 18.916 | 1'40.330 | 273,4 | 15:45'32.735 |
| 10 | 29.781 | 23.462 | 28.043 | 18.943 | 1'40.229 | 272,0 | 15:47'12.964 |
| 11 | 29.897 | 23.396 | 28.130 | 18.919 | 1'40.342 | 272,7 | 15:48'53.306 |
| 12 | 29.881 | 23.454 | 28.151 | 18.968 | 1'40.454 | 272,7 | 15:50'33.760 |
| 13 | 29.903 | 23.396 | 28.154 | 18.946 | 1'40.399 | 274,1 | 15:52'14.159 |
| 14 | 30.028 | 23.389 | 28.209 | 18.932 | 1'40.558 | 273,4 | 15:53'54.717 |
| 15 | 30.060 | 23.468 | 28.339 | 19.008 | 1'40.875 | 270,7 | 15:55'35.592 |
| 16 | 29.889 | 23.331 | 28.154 | 19.009 | 1'40.383 | 270,7 | 15:57'15.975 |
| 17 | 29.911 | 23.407 | 28.255 | 18.962 | 1'40.535 | 272,7 | 15:58'56.510 |
| 18 | 29.935 | 23.383 | 28.254 | 19.038 | 1'40.610 | 273,4 | 16:00'37.120 |
| 19 | 29.957 | 23.377 | 28.438 | 19.076 | 1'40.848 | 272,7 | 16:02'17.968 |
| 20 | 30.008 | 24.110 | 28.500 | 19.013 | 1'41.631 | 272,0 | 16:03'59.599 |
| 21 | 30.013 | 23.976 | 28.530 | 19.365 | 1'41.884 | 274,1 | 16:05'41.483 |

Race Time 35'16.991

| 11° 9 D. PETRUCCI [1'40.218] | | | | | | | |
|-------------------------------------|--------|---------------|--------|--------|-----------------|-------|--------------|
| Lap | Seg1 | Seg2 | Seg3 | Seg4 | Lap Time | km/h | Local Time |
| 1 | | 24.072 | 28.358 | 19.014 | 1'45.055 | 144,8 | 15:32'09.547 |
| 2 | 29.869 | 23.673 | 28.339 | 18.964 | 1'40.845C | 274,8 | 15:33'50.392 |
| 3 | 30.010 | 23.553 | 28.242 | 18.924 | 1'40.729 | 275,5 | 15:35'31.121 |
| 4 | 29.800 | 23.576 | 28.176 | 18.945 | 1'40.497 | 272,7 | 15:37'11.618 |
| 5 | 30.100 | 23.664 | 28.154 | 18.969 | 1'40.887 | 272,7 | 15:38'52.505 |
| 6 | 29.970 | 23.561 | 28.114 | 18.984 | 1'40.629 | 274,1 | 15:40'33.134 |
| 7 | 29.865 | 24.130 | 28.258 | 18.929 | 1'41.182 | 274,1 | 15:42'14.316 |
| 8 | 29.845 | 23.557 | 28.197 | 18.971 | 1'40.570 | 274,8 | 15:43'54.886 |
| 9 | 29.749 | 23.506 | 28.195 | 18.921 | 1'40.371 | 273,4 | 15:45'35.257 |
| 10 | 29.830 | 23.380 | 28.100 | 18.908 | 1'40.218 | 273,4 | 15:47'15.475 |
| 11 | 29.860 | 23.477 | 28.188 | 18.896 | 1'40.521 | 272,7 | 15:48'55.896 |
| 12 | 29.809 | 23.472 | 28.187 | 19.072 | 1'40.440 | 274,1 | 15:50'36.436 |

02/05/2026 P = Pits In/Out - C = Lap Time Cancelled

These data/results cannot be reproduced, stored and/or transmitted in whole or in part by any manner of electronic, mechanical, photocopying, recording, broadcasting or otherwise now known or herein after developed without the previous express consent by the copyright owner, except for reproduction in daily press and regular printed publications on sale to the public within 60 days of the event related to those data/results and always provided



Balaton Park Circuit 4.075 m

Motul Hungarian Round, 1-3 May 2026

Chronological Analysis Race 1

Start at 15:30'24.492

3 / 5

| | | | | | | | | | | | | | | | |
|----|---------------|--------|---------------|---------------|----------|--------------|--------------|----|---------------|---------------|--------|--------|-----------------|--------------|--------------|
| 13 | 29.776 | 23.494 | 28.306 | 18.893 | 1'40.469 | 271,4 | 15:52'16.905 | 4 | 29.847 | 23.603 | 28.083 | 18.888 | 1'40.421 | 276,9 | 15:37'12.597 |
| 14 | 29.761 | 23.516 | 28.118 | 18.945 | 1'40.340 | 273,4 | 15:53'57.245 | 5 | 29.941 | 23.760 | 27.966 | 18.920 | 1'40.587 | 278,4 | 15:38'53.184 |
| 15 | 30.047 | 23.525 | 28.072 | 18.869 | 1'40.513 | 272,0 | 15:55'37.758 | 6 | 29.845 | 23.668 | 27.976 | 18.973 | 1'40.462 | 278,4 | 15:40'33.646 |
| 16 | 29.790 | 23.426 | 28.239 | 19.142 | 1'40.597 | 273,4 | 15:57'18.355 | 7 | 29.951 | 23.695 | 28.254 | 18.990 | 1'40.890 | 276,2 | 15:42'14.536 |
| 17 | 29.697 | 23.591 | 28.123 | 18.886 | 1'40.297 | 272,7 | 15:58'58.652 | 8 | 29.801 | 23.697 | 28.127 | 18.983 | 1'40.608 | 277,6 | 15:43'55.144 |
| 18 | 29.976 | 23.499 | 28.150 | 18.966 | 1'40.591 | 274,8 | 16:00'39.243 | 9 | 29.856 | 23.614 | 28.055 | 18.922 | 1'40.447 | 276,2 | 15:45'35.591 |
| 19 | 29.857 | 23.479 | 28.107 | 18.953 | 1'40.396 | 274,8 | 16:02'19.639 | 10 | 29.886 | 23.443 | 28.056 | 18.960 | 1'40.345 | 276,9 | 15:47'15.936 |
| 20 | 29.748 | 23.524 | 28.315 | 19.080 | 1'40.667 | 274,8 | 16:04'00.306 | 11 | 29.787 | 23.537 | 28.049 | 18.901 | 1'40.274 | 276,2 | 15:48'56.210 |
| 21 | 29.970 | 23.759 | 28.397 | 19.116 | 1'41.242 | 276,9 | 16:05'41.548 | 12 | 29.936 | 23.566 | 28.103 | 18.968 | 1'40.573 | 274,1 | 15:50'36.783 |

Race Time 35'17.056

12° 95 T. MACKENZIE [1'40.131]

| Lap | Seg.1 | Seg.2 | Seg.3 | Seg.4 | Lap Time | km/h | Local Time |
|-----|---------------|---------------|---------------|---------------|-----------------|--------------|--------------|
| 1 | | 24.187 | 28.316 | 19.021 | 1'45.262 | 144,4 | 15:32'09.754 |
| 2 | 29.945 | 23.728 | 28.195 | 18.979 | 1'40.847C | 272,0 | 15:33'50.601 |
| 3 | 30.047 | 23.937 | 28.023 | 18.866 | 1'40.873 | 274,8 | 15:35'31.474 |
| 4 | 29.819 | 23.533 | 28.042 | 18.819 | 1'40.213 | 275,5 | 15:37'11.687 |
| 5 | 29.724 | 23.565 | 28.041 | 18.934 | 1'40.264 | 274,8 | 15:38'51.951 |
| 6 | 29.938 | 23.524 | 28.084 | 18.749 | 1'40.295 | 273,4 | 15:40'32.246 |
| 7 | 29.823 | 23.511 | 27.934 | 18.863 | 1'40.131 | 274,1 | 15:42'12.377 |
| 8 | 29.751 | 23.463 | 28.099 | 18.942 | 1'40.255 | 274,8 | 15:43'52.632 |
| 9 | 29.806 | 23.629 | 28.030 | 18.879 | 1'40.344 | 276,9 | 15:45'32.976 |
| 10 | 29.728 | 23.499 | 28.089 | 18.835 | 1'40.151 | 273,4 | 15:47'13.127 |
| 11 | 29.879 | 23.574 | 28.021 | 18.980 | 1'40.454 | 275,5 | 15:48'53.581 |
| 12 | 29.849 | 23.464 | 28.288 | 18.866 | 1'40.467 | 274,8 | 15:50'34.048 |
| 13 | 29.765 | 23.577 | 28.179 | 18.822 | 1'40.343 | 274,8 | 15:52'14.391 |
| 14 | 29.971 | 23.519 | 28.273 | 18.936 | 1'40.699 | 274,1 | 15:53'55.090 |
| 15 | 29.921 | 23.588 | 28.239 | 18.917 | 1'40.665 | 273,4 | 15:55'35.755 |
| 16 | 29.858 | 23.512 | 28.025 | 19.032 | 1'40.427 | 274,8 | 15:57'16.182 |
| 17 | 29.887 | 23.559 | 28.045 | 19.024 | 1'40.515 | 274,1 | 15:58'56.697 |
| 18 | 29.911 | 23.561 | 28.174 | 18.965 | 1'40.611 | 274,8 | 16:00'37.308 |
| 19 | 29.890 | 23.461 | 28.620 | 19.084 | 1'41.055 | 272,7 | 16:02'18.363 |
| 20 | 29.981 | 23.973 | 28.714 | 18.959 | 1'41.627 | 273,4 | 16:03'59.990 |
| 21 | 29.996 | 23.806 | 28.869 | 19.301 | 1'41.972 | 274,8 | 16:05'41.962 |

Race Time 35'17.470

13° 31 G. GERLOFF [1'40.176]

| Lap | Seg.1 | Seg.2 | Seg.3 | Seg.4 | Lap Time | km/h | Local Time |
|-----|---------------|---------------|---------------|---------------|-----------------|--------------|--------------|
| 1 | | 23.912 | 29.383 | 19.304 | 1'46.070C | 143,8 | 15:32'10.562 |
| 2 | 30.029 | 23.779 | 28.305 | 19.081 | 1'41.194C | 275,5 | 15:33'51.756 |
| 3 | 30.000 | 23.779 | 28.066 | 18.862 | 1'40.707 | 275,5 | 15:35'32.463 |
| 4 | 29.898 | 23.720 | 28.031 | 18.871 | 1'40.520 | 276,2 | 15:37'12.983 |
| 5 | 29.830 | 23.709 | 28.003 | 18.932 | 1'40.474 | 278,4 | 15:38'53.457 |
| 6 | 29.842 | 23.631 | 28.019 | 18.894 | 1'40.386 | 280,5 | 15:40'33.843 |
| 7 | 29.856 | 23.792 | 28.161 | 19.072 | 1'40.881 | 279,1 | 15:42'14.724 |
| 8 | 29.922 | 23.720 | 27.964 | 18.945 | 1'40.551 | 277,6 | 15:43'55.275 |
| 9 | 29.972 | 23.556 | 28.038 | 18.911 | 1'40.477 | 279,8 | 15:45'35.752 |
| 10 | 29.896 | 23.482 | 28.081 | 18.877 | 1'40.336 | 279,8 | 15:47'16.088 |
| 11 | 30.025 | 23.846 | 27.907 | 18.921 | 1'40.699 | 276,9 | 15:48'56.787 |
| 12 | 29.919 | 23.547 | 28.069 | 18.986 | 1'40.521 | 271,4 | 15:50'37.308 |
| 13 | 29.998 | 23.608 | 27.916 | 18.897 | 1'40.419 | 275,5 | 15:52'17.727 |
| 14 | 29.814 | 23.471 | 28.104 | 19.005 | 1'40.394 | 277,6 | 15:53'58.121 |
| 15 | 30.046 | 23.584 | 28.043 | 18.866 | 1'40.539 | 276,9 | 15:55'38.660 |
| 16 | 29.862 | 23.419 | 28.114 | 18.781 | 1'40.176 | 277,6 | 15:57'18.836 |
| 17 | 29.804 | 23.535 | 28.121 | 18.861 | 1'40.321 | 275,5 | 15:58'59.157 |
| 18 | 29.728 | 23.528 | 27.989 | 18.970 | 1'40.215 | 277,6 | 16:00'39.372 |
| 19 | 30.195 | 23.484 | 28.148 | 18.872 | 1'40.699 | 279,8 | 16:02'20.071 |
| 20 | 29.857 | 23.521 | 28.063 | 18.946 | 1'40.387 | 276,9 | 16:04'00.458 |
| 21 | 30.042 | 23.621 | 28.639 | 19.208 | 1'41.510 | 282,0 | 16:05'41.968 |

Race Time 35'17.476

14° 46 T. BRIDEWELL [1'40.274]

| Lap | Seg.1 | Seg.2 | Seg.3 | Seg.4 | Lap Time | km/h | Local Time |
|-----|--------|--------|---------------|--------|-----------|--------------|--------------|
| 1 | | 24.426 | 28.378 | 19.252 | 1'45.721 | 151,7 | 15:32'10.213 |
| 2 | 30.097 | 23.702 | 28.507 | 18.952 | 1'41.258C | 278,4 | 15:33'51.471 |
| 3 | 30.078 | 23.806 | 27.909 | 18.912 | 1'40.705 | 277,6 | 15:35'32.176 |

15° 62 S. MANZI [1'40.193]

| Lap | Seg.1 | Seg.2 | Seg.3 | Seg.4 | Lap Time | km/h | Local Time |
|-----|---------------|---------------|---------------|---------------|-----------------|--------------|--------------|
| 1 | | 24.426 | 28.749 | 19.180 | 1'46.501 | 158,8 | 15:32'10.993 |
| 2 | 30.083 | 23.928 | 28.226 | 19.036 | 1'41.273C | 274,8 | 15:33'52.266 |
| 3 | 30.150 | 23.753 | 28.267 | 19.130 | 1'41.300 | 274,8 | 15:35'33.566 |
| 4 | 30.208 | 23.596 | 28.206 | 18.940 | 1'40.950 | 271,4 | 15:37'14.516 |
| 5 | 29.962 | 23.634 | 28.169 | 19.013 | 1'40.778 | 272,0 | 15:38'55.294 |
| 6 | 30.046 | 23.624 | 28.254 | 18.863 | 1'40.787 | 272,0 | 15:40'36.081 |
| 7 | 29.903 | 23.729 | 28.149 | 18.931 | 1'40.712 | 272,0 | 15:42'16.793 |
| 8 | 29.903 | 23.846 | 28.131 | 18.960 | 1'40.840 | 271,4 | 15:43'57.633 |
| 9 | 30.155 | 23.583 | 28.194 | 18.965 | 1'40.897 | 272,0 | 15:45'38.530 |
| 10 | 29.839 | 23.465 | 28.066 | 18.911 | 1'40.281 | 271,4 | 15:47'18.811 |
| 11 | 29.824 | 23.692 | 28.149 | 18.860 | 1'40.525 | 270,0 | 15:48'59.336 |
| 12 | 29.893 | 23.508 | 28.154 | 18.915 | 1'40.470 | 271,4 | 15:50'39.806 |
| 13 | 29.790 | 23.436 | 28.099 | 18.868 | 1'40.193 | 271,4 | 15:52'19.999 |
| 14 | 29.866 | 23.587 | 28.069 | 18.935 | 1'40.457 | 271,4 | 15:54'00.456 |
| 15 | 30.000 | 23.508 | 27.980 | 18.874 | 1'40.362 | 272,0 | 15:55'40.818 |
| 16 | 29.907 | 23.650 | 28.158 | 18.884 | 1'40.599 | 274,8 | 15:57'21.417 |
| 17 | 29.857 | 23.615 | 28.066 | 18.922 | 1'40.460 | 271,4 | 15:59'01.877 |
| 18 | 29.884 | 23.631 | 28.141 | 18.892 | 1'40.548 | 272,7 | 16:00'42.425 |
| 19 | 29.927 | 23.669 | 28.082 | 18.960 | 1'40.638 | 270,7 | 16:02'23.063 |
| 20 | 29.896 | 23.560 | 28.080 | 18.989 | 1'40.525 | 272,0 | 16:04'03.588 |
| 21 | 29.928 | 23.955 | 28.232 | 19.119 | 1'41.234 | 272,7 | 16:05'44.822 |

Race Time 35'20.330

16° 87 R. GARDNER [1'40.340]

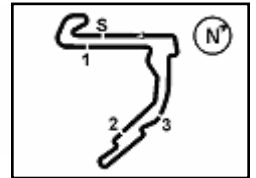
| Lap | Seg.1 | Seg.2 | Seg.3 | Seg.4 | Lap Time | km/h | Local Time |
|-----|---------------|---------------|---------------|---------------|-----------------|--------------|--------------|
| 1 | | 24.375 | 28.634 | 19.263 | 1'46.258 | 155,8 | 15:32'10.750 |
| 2 | 30.027 | 23.735 | 28.515 | 19.056 | 1'41.333C | 274,8 | 15:33'52.083 |
| 3 | 30.044 | 23.607 | 28.431 | 19.104 | 1'41.186 | 273,4 | 15:35'33.269 |
| 4 | 29.932 | 23.375 | 28.426 | 18.973 | 1'40.706 | 271,4 | 15:37'13.975 |
| 5 | 29.932 | 23.428 | 28.133 | 18.990 | 1'40.483 | 270,7 | 15:38'54.458 |
| 6 | 29.974 | 23.432 | 28.133 | 19.007 | 1'40.546 | 272,0 | 15:40'35.004 |
| 7 | 29.931 | 23.279 | 28.197 | 18.947 | 1'40.354 | 270,7 | 15:42'15.358 |
| 8 | 29.934 | 23.412 | 28.022 | 18.972 | 1'40.340 | 271,4 | 15:43'55.698 |
| 9 | 30.015 | 23.366 | 28.081 | 18.924 | 1'40.386 | 275,5 | 15:45'36.084 |
| 10 | 29.975 | 23.372 | 28.147 | 18.957 | 1'40.451 | 274,1 | 15:47'16.535 |
| 11 | 29.973 | 23.376 | 28.717 | 19.048 | 1'41.114 | 272,7 | 15:48'57.649 |
| 12 | 30.154 | 23.407 | 28.116 | 18.973 | 1'40.650 | 270,7 | 15:50'38.299 |
| 13 | 29.961 | 23.526 | 28.177 | 18.985 | 1'40.649 | 272,7 | 15:52'18.948 |
| 14 | 30.058 | 23.601 | 28.339 | 18.939 | 1'40.937 | 271,4 | 15:53'59.885 |
| 15 | 30.001 | 23.378 | 28.269 | 19.147 | 1'40.795 | 270,7 | 15:55'40.680 |
| 16 | 30.366 | 23.611 | 28.249 | 18.980 | 1'41.206 | 270,0 | 15:57'21.886 |
| 17 | 30.120 | 23.599 | 28.204 | 19.001 | 1'40.924 | 271,4 | 15:59'02.810 |
| 18 | 29.994 | 23.308 | 28.254 | 19.014 | 1'40.570 | 270,0 | 16:00'43.380 |
| 19 | 30.159 | 23.543 | 28.206 | 19.009 | 1'40.917 | 268,7 | 16:02'24.297 |

02/05/2026

P = Pits In/Out - C = Lap Time Cancelled

These data/results cannot be reproduced, stored and/or transmitted in whole or in part by any manner of electronic, mechanical, photocopying, recording, broadcasting or otherwise now known or herein after developed without the previous express consent by the copyright owner, except for reproduction in daily press and regular printed publications on sale to the public within 60 days of the event related to those data/results and always provided that copyright symbol appears together as follows below.

© DORNA WSBK ORGANIZATION Srl 2026



Motul Hungarian Round, 1-3 May 2026
Chronological Analysis Race 1

Start at 15:30'24.492

4 / 5

| | | | | | | | | | | | | | | | |
|----|--------|--------|--------|--------|-----------|-------|--------------|----|---------------|--------|--------|--------|----------|-------|--------------|
| 20 | 30.039 | 23.596 | 28.260 | 19.082 | 1'40.977 | 271,4 | 16:04'05.274 | 11 | 30.135 | 23.946 | 28.603 | 19.146 | 1'41.830 | 269,3 | 15:49'10.283 |
| 21 | 30.290 | 23.448 | 29.337 | 19.278 | 1'42.353C | 270,7 | 16:05'47.627 | 12 | 30.070 | 23.752 | 28.572 | 19.172 | 1'41.566 | 270,7 | 15:50'51.849 |

Race Time 35'23.135

| 17° 47 A. BASSANI [1'39.847] | | | | | | | |
|------------------------------|---------------|---------------|---------------|---------------|-----------------|--------------|--------------|
| Lap | Seg1 | Seg2 | Seg3 | Seg4 | Lap Time | km/h | Local Time |
| 1 | | 24.306 | 28.444 | 19.202 | 1'45.868 | 149,4 | 15:32'10.360 |
| 2 | 30.126 | 23.537 | 28.286 | 18.891 | 1'40.840C | 279,8 | 15:33'51.200 |
| 3 | 30.037 | 23.584 | 28.111 | 18.838 | 1'40.570 | 178,4 | 15:35'31.770 |
| 4 | 29.914 | 23.520 | 27.992 | 19.048 | 1'40.474 | 276,2 | 15:37'12.244 |
| 5 | 29.885 | 23.705 | 28.021 | 18.870 | 1'40.481 | 274,8 | 15:38'52.725 |
| 6 | 30.003 | 23.596 | 28.091 | 18.923 | 1'40.613 | 276,2 | 15:40'33.338 |
| 7 | 29.901 | 23.717 | 27.999 | 18.741 | 1'40.358 | 276,9 | 15:42'13.696 |
| 8 | 29.768 | 23.464 | 27.991 | 18.837 | 1'40.060 | 273,4 | 15:43'53.756 |
| 9 | 29.854 | 23.232 | 27.963 | 18.798 | 1'39.847 | 274,1 | 15:45'33.603 |
| 10 | 29.928 | 23.244 | 28.076 | 18.898 | 1'40.146 | 273,4 | 15:47'13.749 |
| 11 | 29.940 | 23.420 | 28.132 | 18.913 | 1'40.405 | 274,8 | 15:48'54.154 |
| 12 | 29.971 | 23.514 | 28.022 | 18.796 | 1'40.303 | 275,5 | 15:50'34.457 |
| 13 | 29.953 | 23.484 | 28.093 | 18.977 | 1'40.507 | 272,0 | 15:52'14.964 |
| 14 | 29.910 | 23.424 | 28.113 | 18.976 | 1'40.423 | 273,4 | 15:53'55.387 |
| 15 | 30.048 | 23.464 | 28.302 | 18.865 | 1'40.679 | 275,5 | 15:55'36.066 |
| 16 | 30.020 | 23.298 | 28.141 | 18.992 | 1'40.451 | 272,7 | 15:57'16.517 |
| 17 | 29.945 | 23.790 | 28.438 | 19.040 | 1'41.213 | 276,2 | 15:58'57.730 |
| 18 | 29.951 | 23.494 | 28.259 | 18.934 | 1'40.638 | 276,2 | 16:00'38.368 |
| 19 | 29.837 | 23.388 | 28.135 | 19.003 | 1'40.363 | 277,6 | 16:02'18.731 |
| 20 | 29.987 | 23.640 | 28.408 | 18.955 | 1'40.990 | 272,0 | 16:03'59.721 |
| 21 | 30.001 | 28.562 | 30.995 | 20.812 | 1'50.370 | 274,1 | 16:05'50.091 |

Race Time 35'25.599

| 18° 54 B. SOFUOGLU [1'41.156] | | | | | | | |
|-------------------------------|---------------|---------------|---------------|---------------|-----------------|--------------|--------------|
| Lap | Seg1 | Seg2 | Seg3 | Seg4 | Lap Time | km/h | Local Time |
| 1 | | 24.342 | 29.085 | 19.226 | 1'47.047 | 159,1 | 15:32'11.539 |
| 2 | 30.329 | 23.844 | 28.389 | 19.105 | 1'41.667C | 269,3 | 15:33'53.206 |
| 3 | 30.284 | 23.725 | 28.208 | 19.167 | 1'41.384 | 270,0 | 15:35'34.590 |
| 4 | 30.271 | 23.480 | 28.534 | 19.188 | 1'41.473 | 270,0 | 15:37'16.063 |
| 5 | 30.401 | 23.993 | 28.307 | 19.163 | 1'41.864 | 268,0 | 15:38'57.927 |
| 6 | 30.250 | 23.590 | 28.228 | 19.088 | 1'41.156 | 270,0 | 15:40'39.083 |
| 7 | 30.326 | 23.687 | 28.194 | 19.224 | 1'41.431 | 268,7 | 15:42'20.514 |
| 8 | 30.310 | 23.533 | 28.320 | 19.089 | 1'41.252 | 268,0 | 15:44'01.766 |
| 9 | 30.336 | 23.805 | 28.404 | 19.179 | 1'41.724 | 268,7 | 15:45'43.490 |
| 10 | 30.433 | 23.762 | 28.387 | 19.197 | 1'41.779 | 267,3 | 15:47'25.269 |
| 11 | 30.420 | 23.610 | 28.224 | 19.198 | 1'41.452 | 266,0 | 15:49'06.721 |
| 12 | 30.374 | 23.672 | 28.425 | 19.308 | 1'41.779 | 266,7 | 15:50'48.500 |
| 13 | 30.489 | 23.724 | 28.359 | 19.211 | 1'41.783 | 267,3 | 15:52'30.283 |
| 14 | 30.396 | 23.783 | 28.288 | 19.265 | 1'41.732 | 267,3 | 15:54'12.015 |
| 15 | 30.535 | 23.805 | 28.464 | 19.252 | 1'42.056 | 266,0 | 15:55'54.071 |
| 16 | 30.469 | 23.736 | 28.397 | 19.146 | 1'41.748 | 265,4 | 15:57'35.819 |
| 17 | 30.423 | 23.893 | 28.354 | 19.206 | 1'41.876 | 266,7 | 15:59'17.695 |
| 18 | 30.444 | 23.824 | 28.424 | 19.194 | 1'41.886 | 266,0 | 16:00'59.581 |
| 19 | 30.394 | 23.841 | 28.412 | 19.267 | 1'41.914 | 266,0 | 16:02'41.495 |
| 20 | 30.338 | 23.679 | 28.456 | 19.311 | 1'41.784 | 266,0 | 16:04'23.279 |
| 21 | 30.597 | 23.942 | 28.508 | 19.185 | 1'42.232 | 266,7 | 16:06'05.511 |

Race Time 35'41.019

| 19° 35 S. CHANTRA [1'41.345] | | | | | | | |
|------------------------------|--------|--------|---------------|--------|-----------------|--------------|--------------|
| Lap | Seg1 | Seg2 | Seg3 | Seg4 | Lap Time | km/h | Local Time |
| 1 | | 24.528 | 29.180 | 19.155 | 1'47.794 | 157,9 | 15:32'12.286 |
| 2 | 30.319 | 24.067 | 28.582 | 19.163 | 1'42.131C | 274,8 | 15:33'54.417 |
| 3 | 30.229 | 23.732 | 28.639 | 19.181 | 1'41.781 | 274,1 | 15:35'36.198 |
| 4 | 30.297 | 23.614 | 28.596 | 19.174 | 1'41.681 | 272,0 | 15:37'17.879 |
| 5 | 30.285 | 23.715 | 28.402 | 19.265 | 1'41.667 | 273,4 | 15:38'59.546 |
| 6 | 30.164 | 23.605 | 28.456 | 19.120 | 1'41.345 | 273,4 | 15:40'40.891 |
| 7 | 30.309 | 23.813 | 28.497 | 19.207 | 1'41.826 | 270,7 | 15:42'22.717 |
| 8 | 30.143 | 23.647 | 28.609 | 19.218 | 1'41.617 | 271,4 | 15:44'04.334 |
| 9 | 30.413 | 23.877 | 28.719 | 19.254 | 1'42.263 | 270,7 | 15:45'46.597 |
| 10 | 30.351 | 23.665 | 28.619 | 19.221 | 1'41.856 | 269,3 | 15:47'28.453 |

| | | | | | | | | | | | | | | | |
|----|--------|---------------|--------|---------------|----------|-------|--------------|----|--------|---------------|--------|---------------|----------|-------|--------------|
| 13 | 30.269 | 23.682 | 28.678 | 19.379 | 1'42.008 | 271,4 | 15:52'33.857 | 13 | 30.269 | 23.682 | 28.678 | 19.379 | 1'42.008 | 271,4 | 15:52'33.857 |
| 14 | 30.357 | 23.719 | 28.566 | 19.210 | 1'41.852 | 271,4 | 15:54'15.709 | 14 | 30.357 | 23.719 | 28.566 | 19.210 | 1'41.852 | 271,4 | 15:54'15.709 |
| 15 | 30.229 | 23.722 | 28.547 | 19.094 | 1'41.592 | 270,0 | 15:55'57.301 | 15 | 30.229 | 23.722 | 28.547 | 19.094 | 1'41.592 | 270,0 | 15:55'57.301 |
| 16 | 30.314 | 23.814 | 28.501 | 19.321 | 1'41.950 | 270,7 | 15:57'39.251 | 16 | 30.314 | 23.814 | 28.501 | 19.321 | 1'41.950 | 270,7 | 15:57'39.251 |
| 17 | 30.319 | 23.584 | 28.803 | 19.236 | 1'41.942 | 269,3 | 15:59'21.193 | 17 | 30.319 | 23.584 | 28.803 | 19.236 | 1'41.942 | 269,3 | 15:59'21.193 |
| 18 | 30.197 | 23.629 | 28.739 | 19.131 | 1'41.696 | 270,7 | 16:01'02.889 | 18 | 30.197 | 23.629 | 28.739 | 19.131 | 1'41.696 | 270,7 | 16:01'02.889 |
| 19 | 30.248 | 23.614 | 28.736 | 19.196 | 1'41.794 | 270,0 | 16:02'44.683 | 19 | 30.248 | 23.614 | 28.736 | 19.196 | 1'41.794 | 270,0 | 16:02'44.683 |
| 20 | 30.120 | 23.771 | 28.665 | 19.060 | 1'41.616 | 270,7 | 16:04'26.299 | 20 | 30.120 | 23.771 | 28.665 | 19.060 | 1'41.616 | 270,7 | 16:04'26.299 |
| 21 | 30.289 | 23.731 | 28.769 | 19.210 | 1'41.999 | 272,7 | 16:06'08.298 | 21 | 30.289 | 23.731 | 28.769 | 19.210 | 1'41.999 | 272,7 | 16:06'08.298 |

Race Time 35'43.806

| 20° 13 M. RATO [1'41.466] | | | | | | | |
|---------------------------|---------------|---------------|---------------|---------------|-----------------|--------------|--------------|
| Lap | Seg1 | Seg2 | Seg3 | Seg4 | Lap Time | km/h | Local Time |
| 1 | | 24.387 | 36.691 | 19.030 | 1'54.457 | 157,4 | 15:32'18.949 |
| 2 | 30.048 | 24.068 | 28.365 | 19.186 | 1'41.667C | 266,7 | 15:34'00.616 |
| 3 | 30.379 | 23.836 | 28.306 | 19.268 | 1'41.789 | 266,0 | 15:35'42.405 |
| 4 | 30.241 | 23.812 | 28.344 | 19.113 | 1'41.510 | 264,7 | 15:37'23.915 |
| 5 | 30.359 | 23.782 | 28.401 | 19.206 | 1'41.748 | 264,7 | 15:39'05.663 |
| 6 | 30.137 | 23.853 | 28.357 | 19.216 | 1'41.563 | 266,7 | 15:40'47.226 |
| 7 | 30.364 | 23.774 | 28.341 | 19.302 | 1'41.781 | 264,7 | 15:42'29.007 |
| 8 | 30.280 | 23.738 | 28.275 | 19.173 | 1'41.466 | 265,4 | 15:44'10.473 |
| 9 | 30.208 | 23.888 | 28.365 | 19.233 | 1'41.694 | 266,7 | 15:45'52.167 |
| 10 | 30.345 | 23.841 | 28.447 | 19.268 | 1'41.901 | 264,7 | 15:47'34.068 |
| 11 | 30.264 | 23.844 | 28.521 | 19.149 | 1'41.778 | 265,4 | 15:49'15.846 |
| 12 | 30.269 | 23.753 | 28.596 | 19.174 | 1'41.792 | 267,3 | 15:50'57.638 |
| 13 | 30.168 | 23.904 | 28.330 | 19.094 | 1'41.496 | 266,0 | 15:52'39.134 |
| 14 | 30.303 | 23.744 | 28.549 | 19.268 | 1'41.864 | 262,8 | 15:54'20.998 |
| 15 | 30.146 | 24.014 | 28.456 | 19.157 | 1'41.773 | 265,4 | 15:56'02.771 |
| 16 | 30.214 | 23.703 | 28.360 | 19.258 | 1'41.535 | 265,4 | 15:57'44.306 |
| 17 | 30.138 | 23.816 | 28.472 | 19.161 | 1'41.587 | 264,7 | 15:59'25.893 |
| 18 | 30.118 | 23.727 | 28.539 | 19.253 | 1'41.637 | 266,0 | 16:01'07.530 |
| 19 | 30.231 | 23.987 | 28.720 | 19.184 | 1'42.122 | 264,7 | 16:02'49.652 |
| 20 | 30.142 | 23.901 | 28.722 | 19.189 | 1'41.954 | 266,7 | 16:04'31.606 |
| 21 | 30.442 | 24.228 | 28.785 | 19.359 | 1'42.814 | 268,0 | 16:06'14.420 |

Race Time 35'49.928

| 21° 92 Y. KUNII [1'41.236] | | | | | | | |
|----------------------------|---------------|---------------|---------------|---------------|-----------------|--------------|--------------|
| Lap | Seg1 | Seg2 | Seg3 | Seg4 | Lap Time | km/h | Local Time |
| 1 | | 24.622 | 39.598 | 19.875 | 1'58.577 | 160,2 | 15:32'23.069 |
| 2 | 30.311 | 24.004 | 28.501 | 19.288 | 1'42.104C | 269,3 | 15:34'05.173 |
| 3 | 30.160 | 23.685 | 28.460 | 19.262 | 1'41.567 | 270,0 | 15:35'46.740 |
| 4 | 30.111 | 23.735 | 28.530 | 19.088 | 1'41.464 | 268,7 | 15:37'28.204 |
| 5 | 30.044 | 23.942 | 28.566 | 19.069 | 1'41.621 | 270,0 | 15:39'09.825 |
| 6 | 30.078 | 23.822 | 29.628 | 19.358 | 1'42.886 | 272,0 | 15:40'52.711 |
| 7 | 30.193 | 23.916 | 28.529 | 19.212 | 1'41.850 | 267,3 | 15:42'34.561 |
| 8 | 30.111 | 23.704 | 28.611 | 19.100 | 1'41.526 | 269,3 | 15:44'16.087 |
| 9 | 30.062 | 23.808 | 28.716 | 19.191 | 1'41.777 | 269,3 | 15:45'57.864 |
| 10 | 30.097 | 23.667 | 28.378 | 19.150 | 1'41.292 | 270,7 | 15:47'39.156 |
| 11 | 30.110 | 23.746 | 28.365 | 19.015 | 1'41.236 | 268,7 | 15:49'20.392 |
| 12 | 30.090 | 23.896 | 28.399 | 19.055 | 1'41.440 | 270,0 | 15:51'01.832 |
| 13 | 30.113 | 23.763 | 28.556 | 19.214 | 1'41.646 | 270,0 | 15:52'43.478 |
| 14 | 30.147 | 23.825 | 28.569 | 19.095 | 1'41.636 | 269,3 | 15:54'25.114 |
| 15 | 30.189 | 23.810 | 28.524 | 19.042 | 1'41.565 | 270,0 | 15:56'06.679 |
| 16 | 30.172 | 23.819 | 28.599 | 19.133 | 1'41.723 | 268 | |

Motul Hungarian Round, 1-3 May 2026
Chronological Analysis Race 1

Start at 15:30'24.492

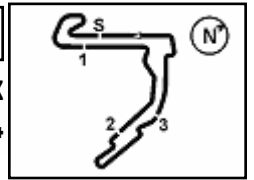
Race Time 1'43.946

5 / 5

02/05/2026 P = Pits In/Out - C = Lap Time Cancelled

These data/results cannot be reproduced, stored and/or transmitted in whole or in part by any manner of electronic, mechanical, photocopying, recording, broadcasting or otherwise now known or herein after developed without the previous express consent by the copyright owner, except for reproduction in daily press and regular printed publications on sale to the public within 60 days of the event related to those data/results and always provided that copyright symbol appears together as follows below.

© DORNA WSBK ORGANIZATION Srl 2026



Motul Hungarian Round, 1-3 May 2026

Best Laps & Speeds

| No. | Rider Bike | Nat | Best Lap | | FP1 | | FP2 | | FP3 | | SP | | RC1 | |
|-----|---|-----|-----------------------------|-----|----------------------|-----------------------------|------------------------------------|-----------------------------------|-----------------------------|-----|----|-----|-----|-----|
| | | | LL | SPD | LL | SPD | LL | SPD | LL | SPD | LL | SPD | LL | SPD |
| 1 | 11 N. BULEGA Ducati Panigale V4R | ITA | 1'38.094 76 281,3 | | 1'39.697 19 279,1 | 1'38.963 19 277,6 | 1'38.339 11 278,4 | 1'38.094 6 281,3 | 1'38.783 21 275,5 | | | | | |
| 2 | 7 I. LECUONA Ducati Panigale V4R | ESP | 1'38.473 73 282,7 | | 1'39.454 19 281,3 | 1'38.860 19 282,0 | 1'38.473 8 279,1 | 1'38.878 6 282,7 | 1'38.937 21 282,0 | | | | | |
| 3 | 34 L. BALDASSARRI Ducati Panigale V4R | ITA | 1'38.603 56 279,8 | | 1'40.242 20 274,8 | 1'39.297 20 276,2 | 1'38.603 9 275,5 | 1'38.702 6 279,8 | 1 278,4 | | | | | |
| 4 | 5 Y. MONTELLA Ducati Panigale V4R | ITA | 1'38.719 74 281,3 | | 1'40.768 17 275,5 | 1'39.481 21 276,2 | 1'38.766 9 278,4 | 1'38.719 6 281,3 | 1'39.653 21 276,9 | | | | | |
| 5 | 88 M. OLIVEIRA BMW M 1000 RR | POR | 1'38.867 71 285,0 | | 1'40.593 17 277,6 | 1'39.684 18 276,9 | 1'38.986 9 278,4 | 1'38.867 6 285,0 | 1'39.526 21 279,8 | | | | | |
| 6 | 55 A. LOCATELLI Yamaha YZF R1 | ITA | 1'38.916 71 279,8 | | 1'41.066 17 278,4 | 1'39.974 18 274,1 | 1'39.177 9 275,5 | 1'38.916 6 279,8 | 1'40.058 21 276,9 | | | | | |
| 7 | 14 S. LOWES Ducati Panigale V4R | GBR | 1'38.938 76 282,0 | | 1'39.922 18 277,6 | 1'39.001 21 277,6 | 1'38.956 9 276,9 | 1'38.938 7 281,3 | 1'39.482 21 282,0 | | | | | |
| 8 | 67 A. SURRA Ducati Panigale V4R | ITA | 1'39.051 68 280,5 | | 1'40.961 17 276,9 | 1'39.382 16 276,2 | 1'39.223 8 276,2 | 1'39.051 6 280,5 | 1'39.843 21 275,5 | | | | | |
| 9 | 47 A. BASSANI bimota KB998 Rimini | ITA | 1'39.146 70 279,8 | | 1'40.928 18 275,5 | 1'39.799 17 276,2 | 1'39.146 9 276,9 | 1'39.606 5 277,6 | 1'39.847 21 279,8 | | | | | |
| 10 | 19 A. BAUTISTA Ducati Panigale V4R | ESP | 1'39.202 68 283,5 | | 1'41.212 14 279,8 | 1'39.525 19 279,1 | 1'39.523 8 281,3 | 1'39.202 6 283,5 | 1'39.361 21 283,5 | | | | | |
| 11 | 22 A. LOWES bimota KB998 Rimini | GBR | 1'39.352 70 279,1 | | 1'40.416 17 277,6 | 1'39.584 20 279,1 | 1'39.744 7 276,9 | 1'39.352 5 277,6 | 1'39.624 21 277,6 | | | | | |
| 12 | 95 T. MACKENZIE Ducati Panigale V4R | GBR | 1'39.373 68 279,8 | | 1'40.882 15 276,9 | 1'39.815 18 278,4 | 1'39.373 8 276,9 | 1'39.417 6 279,8 | 1'40.131 21 276,9 | | | | | |
| 13 | 31 G. GERLOFF Kawasaki ZX-10RR | USA | 1'39.419 71 282,0 | | 1'40.576 17 272,0 | 1'39.991 18 276,2 | 1'39.649 9 277,6 | 1'39.419 6 279,8 | 1'40.176 21 282,0 | | | | | |
| 14 | 62 S. MANZI Yamaha YZF R1 | ITA | 1'39.489 68 276,9 | | 1'41.413 15 271,4 | 1'40.265 19 272,0 | 1'39.489 9 274,1 | 1'40.390 4 276,9 | 1'40.193 21 274,8 | | | | | |
| 15 | 9 D. PETRUCCI BMW M 1000 RR | ITA | 1'39.533 63 276,9 | | 1'41.296 18 270,7 | 1'40.164 10 276,2 | 1'39.533 10 276,9 | 1'39.533 4 276,2 | 1'40.218 21 276,9 | | | | | |
| 16 | 87 R. GARDNER Yamaha YZF R1 | AUS | 1'39.602 73 275,5 | | 1'41.361 18 272,0 | 1'40.420 18 272,7 | 1'39.974 9 272,7 | 1'39.602 7 274,8 | 1'40.340 21 275,5 | | | | | |
| 17 | 97 X. VIERGE Yamaha YZF R1 | ESP | 1'39.823 75 281,3 | | 1'40.905 20 276,9 | 1'40.254 19 277,6 | 1'39.823 9 276,2 | 1'40.204 6 281,3 | 1'40.229 21 275,5 | | | | | |
| 18 | 46 T. BRIDEWELL Ducati Panigale V4R | GBR | 1'39.908 73 281,3 | | 1'41.490 18 275,5 | 1'39.935 17 278,4 | 1'40.149 11 279,8 | 1'39.908 6 281,3 | 1'40.274 21 278,4 | | | | | |
| 19 | 13 M. RATO Yamaha YZF R1 | ITA | 1'40.340 71 275,5 | | 1'42.066 20 270,0 | 1'41.088 17 269,3 | 1'40.810 8 274,1 | 1'40.340 5 275,5 | 1'41.466 21 268,0 | | | | | |
| 20 | 54 B. SOFUOGLU Yamaha YZF R1 | TUR | 1'40.470 74 274,8 | | 1'41.471 18 271,4 | 1'40.801 22 272,0 | 1'40.470 8 273,4 | 1'40.731 5 274,8 | 1'41.156 21 270,0 | | | | | |
| 21 | 35 S. CHANTRA Honda CBR1000RR-R SP | THA | 1'40.747 76 279,1 | | 1'42.401 20 275,5 | 1'40.914 20 276,9 | 1'40.747 9 275,5 | 1'41.055 6 279,1 | 1'41.345 21 274,8 | | | | | |
| 22 | 92 Y. KUNII Honda CBR1000RR-R SP | JPN | 1'41.196 79 277,6 | | 1'43.425 21 273,4 | 1'42.121 22 272,7 | 1'41.438 9 276,2 | 1'41.196 6 277,6 | 1'41.236 21 272,0 | | | | | |

02/05/2026

These data/results cannot be reproduced, stored and/or transmitted in whole or in part by any manner of electronic, mechanical, photocopying, recording, broadcasting or otherwise now known or herein after developed without the previous express consent by the copyright owner, except for reproduction in daily press and regular printed publications on sale to the public within 60 days of the event related to those data/results and always provided that copyright symbol appears together as follows below.

© DORNA WSBK ORGANIZATION Srl 2026

FICR PERUGIA TIMING



Motul Hungarian Round, 1-3 May 2026

Fastest Laps Race 1

Balaton Park Circuit 4.075 m

| No. | Rider | Nat | Team | Bike | Class | Lap | Time | Gap |
|-----|-------------------------------|-----|----------------------------------|----------------------|-------|-----|-----------------|-------|
| 1 | 11 N. BULEGA | ITA | Aruba.it Racing - Ducati | Ducati Panigale V4R | | 2 | 1'38.783 | |
| 2 | 7 I. LECUONA | ESP | Aruba.it Racing - Ducati | Ducati Panigale V4R | | 14 | 1'38.937 | 0.154 |
| 3 | 19 A. BAUTISTA | ESP | Barni Spark Racing Team | Ducati Panigale V4R | IND | 18 | 1'39.361 | 0.578 |
| 4 | 14 S. LOWES | GBR | ELF Marc VDS Racing Team | Ducati Panigale V4R | IND | 15 | 1'39.482 | 0.699 |
| 5 | 88 M. OLIVEIRA | POR | ROKiT BMW Motorrad WorldSBK Team | BMW M 1000 RR | | 12 | 1'39.526 | 0.743 |
| 6 | 22 A. LOWES | GBR | bimota by Kawasaki Racing Team | bimota KB998 Rimini | | 16 | 1'39.624 | 0.841 |
| 7 | 5 Y. MONTELLA | ITA | Barni Spark Racing Team | Ducati Panigale V4R | IND | 11 | 1'39.653 | 0.870 |
| 8 | 67 A. SURRA | ITA | Motocorsa Racing | Ducati Panigale V4R | IND | 2 | 1'39.843 | 1.060 |
| 9 | 47 A. BASSANI | ITA | bimota by Kawasaki Racing Team | bimota KB998 Rimini | | 9 | 1'39.847 | 1.064 |
| 10 | 55 A. LOCATELLI | ITA | Pata Maxus Yamaha | Yamaha YZF R1 | | 4 | 1'40.058 | 1.275 |
| 11 | 95 T. MACKENZIE | GBR | MGM Optical Express Racing | Ducati Panigale V4R | IND | 7 | 1'40.131 | 1.348 |
| 12 | 31 G. GERLOFF | USA | Kawasaki WorldSBK Team | Kawasaki ZX-10RR | | 16 | 1'40.176 | 1.393 |
| 13 | 62 S. MANZI | ITA | GYTR GRT Yamaha WorldSBK Team | Yamaha YZF R1 | | 13 | 1'40.193 | 1.410 |
| 14 | 9 D. PETRUCCI | ITA | ROKiT BMW Motorrad WorldSBK Team | BMW M 1000 RR | | 10 | 1'40.218 | 1.435 |
| 15 | 97 X. VIERGE | ESP | Pata Maxus Yamaha | Yamaha YZF R1 | | 10 | 1'40.229 | 1.446 |
| 16 | 46 T. BRIDEWELL | GBR | Superbike Advocates | Ducati Panigale V4R | IND | 11 | 1'40.274 | 1.491 |
| 17 | 87 R. GARDNER | AUS | GYTR GRT Yamaha WorldSBK Team | Yamaha YZF R1 | | 8 | 1'40.340 | 1.557 |
| 18 | 54 B. SOFUOGLU | TUR | Motoxracing WorldSBK Team | Yamaha YZF R1 | IND | 6 | 1'41.156 | 2.373 |
| 19 | 92 Y. KUNII | JPN | Honda HRC | Honda CBR1000RR-R SP | | 11 | 1'41.236 | 2.453 |
| 20 | 35 S. CHANTRA | THA | Honda HRC | Honda CBR1000RR-R SP | | 6 | 1'41.345 | 2.562 |
| 21 | 13 M. RATO | ITA | Motoxracing WorldSBK Team | Yamaha YZF R1 | IND | 8 | 1'41.466 | 2.683 |

02/05/2026

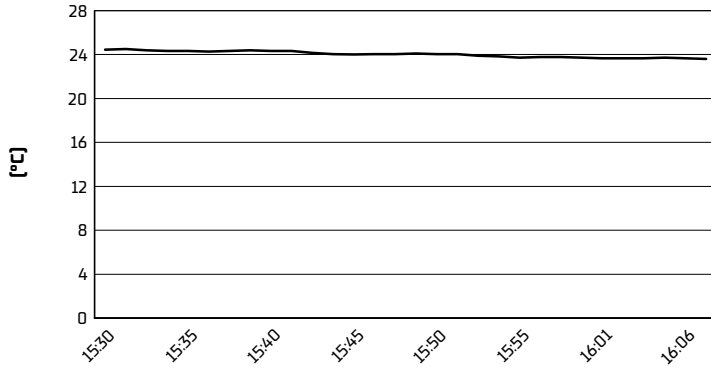
These data/results cannot be reproduced, stored and/or transmitted in whole or in part by any manner of electronic, mechanical, photocopying, recording, broadcasting or otherwise now known or herein after developed without the previous express consent by the copyright owner, except for reproduction in daily press and regular printed publications on sale to the public within 60 days of the event related to those data/results and always provided that copyright symbol appears together as follows below.

© DORNA WSBK ORGANIZATION Srl 2026

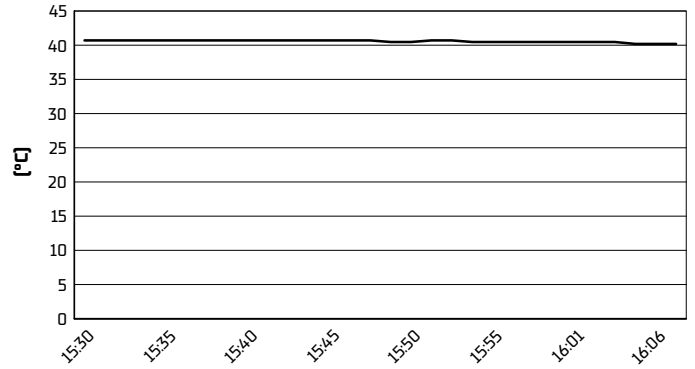
Motul Hungarian Round, 1-3 May 2026
Weather Report Race 1

Session started 15:30 - Session ended 16:08

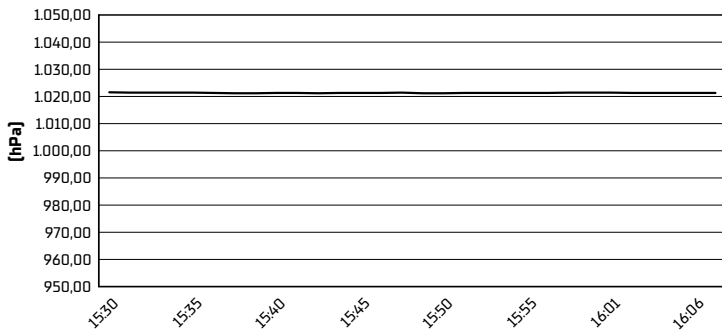
Air Temperature



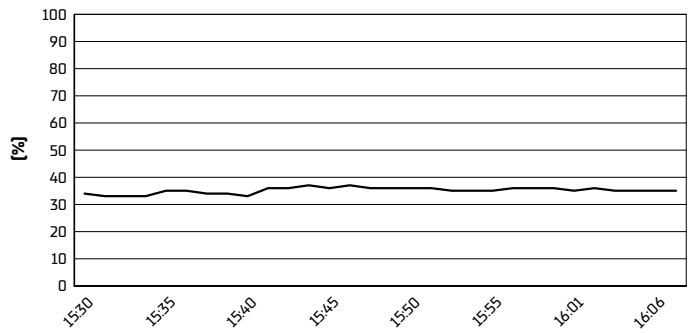
Track Temperature



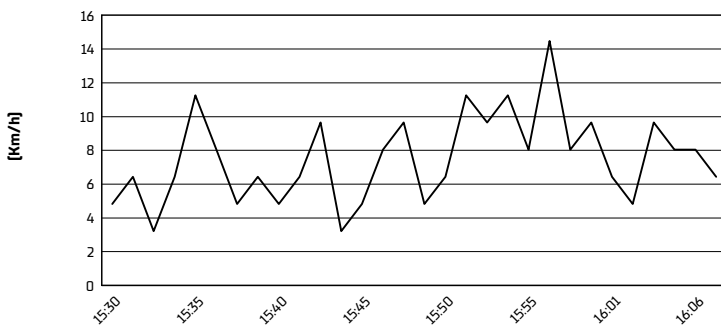
Air Pressure



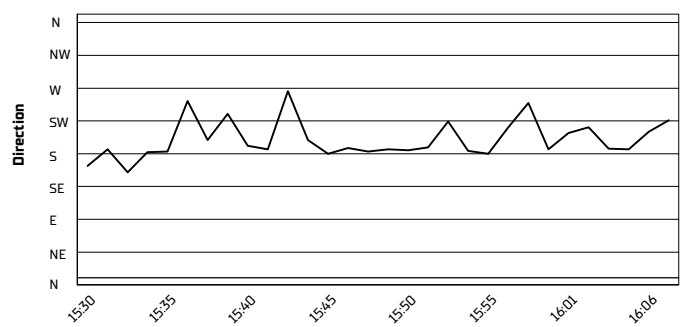
Humidity



Wind Speed



Wind Direction



02/05/2026

These data/results cannot be reproduced, stored and/or transmitted in whole or in part by any manner of electronic, mechanical, photocopying, recording, broadcasting or otherwise now known or herein after developed without the previous express consent by the copyright owner, except for reproduction in daily press and regular printed publications on sale to the public within 60 days of the event related to those data/results and always provided that copyright symbol appears together as follows below.

© DORNA WSBK ORGANIZATION Srl 2026